


Product Catalog

Sensors

2025



ABLIC Inc.

Table of Contents

Features	Series Name	Page
Product Lineup		
Hall Effect ICs (Magnetic Sensor ICs)		II
Magnetic sensor ICs (Hall effect ICs) General-use (Hi-Speed/Hi-Volt) ZCL		II
Temperature Sensor ICs		II
Hall Effect ICs (Magnetic Sensor ICs)		
Omnipolar/Unipolar Detection Type Hall Effect Switch IC	S-5712A/B/C Series	1
High-speed Low Voltage Operation Omnipolar / Unipolar Detection Type Hall Effect Switch IC	S-5712E Series	2
High-Speed / Middle-Speed Low Current Consumption / Omnipolar / Unipolar Detection Type Hall Effect Switch IC	S-5715 Series	3
Low Current Consumption / Omnipolar / Unipolar Detection Type Hall Effect Switch IC	S-5716 Series	4
Low Voltage Operation Omnipolar / Unipolar Detection Type Hall Effect Switch IC with Switchable Detection Pole Function	S-5718 Series	5
Low Voltage Operation High-Speed Bipolar Hall Effect Latch IC	S-5724 Series	6
High-Speed Bipolar Hall Effect Latch IC	S-5725 Series	7
High-speed Unipolar Detection Type Hall Effect Switch IC	S-57B1 Series	8
High-speed Bipolar Hall Effect Latch IC	S-57M1 Series	9
Magnetic sensor ICs (Hall effect ICs) General-use (Hi-Speed/Hi-Volt) ZCL		
High-Withstand Voltage High-Speed Unipolar Detection Type Hall Effect Switch IC	S-5731 Series	10
125°C Operation High-Withstand Voltage High-Speed Bipolar Hall Effect Latch IC	S-5741 B Series	11
125°C Operation High-withstand Voltage High-speed Bipolar Hall Effect Latch IC	S-5743 A Series	12
125°C Operation, High-withstand Voltage, High-speed Omnipolar Detection Type Hall Effect Switch IC	S-575D B Series	13
125°C Operation, High-withstand Voltage, High-speed Unipolar Detection Type Hall Effect Switch IC	S-575S/5N B Series	14
125°C Operation, High-Withstand Voltage, High-Speed, Bipolar Hall Effect Latch IC	S-576B B Series	15
125°C Operation High-Withstand Voltage, High-Speed, ZCL™ Hall Effect IC	S-576Z B Series	16
Extended operation temperature range, High-withstand voltage, High-speed, ZCL™ Hall Effect IC	S-576Z R Series	17
Temperature Sensor ICs		
Temperature Switch IC with	S-5841 Series	18
Temperature Switch IC (Thermostat IC)	S-5844A Series	19
High-accuracy Digital Temperature Sensor with Thermostat Function	S-5852A Series	20
CMOS Temperature Sensor IC	S-5813A/14A Series	21
CMOS Temperature Sensor IC	S-58LM20A Series	22
Temperature Sensor IC	S-8110C/8120C Series	23
Built-in ARP Function 2-wire Serial EEPROM with Temperature Sensor	S-585AA	24
Packages		
Package List		25

Hall Effect ICs (Magnetic Sensor ICs)

[Hall Effect ICs \(Magnetic Sensor ICs\) on ablic.com](#)

Series Name	Pole detection	Drive cycle typ. [ms]	Current consumption typ. [μA]	Supply voltage min. [V]	Supply voltage max. [V]	Magnetic sensitivity Bop typ. [±mT]	Operation temp. min. [°C]	Operation temp. max. [°C]	Package	Page
S-5712A/B/C	Omnipolar, S pole, N pole	5.70, 6.05, 50.50, 50.85, 204.05, 204.10	1.0, 1.4, 2.0, 6.0, 12	1.60	3.5	1.8, 3.0, 4.5, 7.0	-40	85	SNT-4A, SOT-23-3	1
S-5712E	Omnipolar, S pole, N pole	0.05, 0.10	640	1.60	3.5	3.0, 4.5, 7.0	-40	85	SNT-4A, SOT-23-3	2
S-5715	Omnipolar, S pole, N pole	0.05, 0.10, 0.90, 1.25, 5.70, 6.05	13, 26, 60, 155, 1400	2.70	5.5	3.0	-40	85	SNT-4A, SOT-23-3	3
S-5716	Omnipolar, S pole, N pole	50.50, 50.85	2.6, 4.0	2.70	5.5	1.8, 3.0, 3.4, 4.5, 7.0	-40	85	SNT-4A, SOT-23-3	4
S-5718	Omnipolar, S pole, N pole	5.70, 50.50, 102.10	1.4, 2.0, 12	1.45	3.6	1.8, 3.0, 4.5	-40	85	SNT-4A	5
S-5724	Bipolar	0.05, 1.25, 6.05	6.0, 26, 640	1.60	3.5	3.0	-40	85	SNT-4A, SOT-23-3	6
S-5725	Bipolar	0.05, 1.25, 6.05	13, 60, 1400	2.70	5.5	0.8, 1.8, 3.0, 7.0	-40	85	SNT-4A, SOT-23-3	7
S-57B1	S pole	0.05	1400	2.70	5.5	3.0	-40	125	SOT-23-3	8
S-57M1	Bipolar	0.05	1400	2.70	5.5	3.0	-40	125	SNT-4A, SOT-23-3	9

Magnetic sensor ICs (Hall effect ICs) General-use (Hi-Speed/Hi-Volt) ZCL

[Magnetic sensor ICs \(Hall effect ICs\) General-use \(Hi-Speed/Hi-Volt\) ZCL on ablic.com](#)

Series Name	Pole detection	Output delay time typ. [μs]	Chopping frequency typ. [kHz]	Supply voltage min. [V]	Supply voltage max. [V]	Magnetic sensitivity Bop typ. [±mT]	Operation temp. min. [°C]	Operation temp. max. [°C]	Package	Page
S-5731	S pole, N pole	16	250	3.5	26.0	3.0, 6.0	-40	85	SOT-23-3	10
S-5741 B	Bipolar	8	500	3.5	26.0	1.8, 3.0, 6.0	-40	125	SOT-23-3S	11
S-5743 A	Bipolar	8	500	2.7	26.0	0.5, 1.5, 2.2, 3.0	-40	125	SOT-23-3S	12
S-575D B	Omnipolar	16	500	2.7	26.0	3.0, 6.0, 10.0, 15.0	-40	125	TSOT-23-3S, HSNT-6(2025)	13
S-575S/5N B	S pole, N pole	8	500	2.7	26.0	3.0, 6.0, 10.0, 15.0	-40	125	TSOT-23-3S, HSNT-6(2025)	14
S-576B B	Bipolar	8	500	2.7	26.0	0.5, 2.2, 3.0, 6.0, 10.0	-40	125	TSOT-23-3S, HSNT-6(2025)	15
S-576Z B	ZCL	8	500	2.7	26.0	-	-40	125	TSOT-23-3S, HSNT-6(2025)	16
S-576Z R	ZCL	8	500	2.7	26.0	-	-50	150	TSOT-23-3S	17

Temperature Sensor ICs

[Temperature Sensor ICs on ablic.com](#)

Series Name	Features	Sensitivity / Type	Detection temp. min. [°C]	Detection temp. max. [°C]	Supply voltage min. [V]	Supply voltage max. [V]	Current consumpt ion [μA]	Temp. accuracy [±°C]	Operation temp. min. [°C]	Operation temp. max. [°C]	Package	Page
S-5841	Temp switch	Hysteresis	40	100	2.20	10.0	10.00	2.5	-40	125	SOT-23-5, SNT-6A	18
S-5844A	Temp switch	Hysteresis	50	100	1.65	5.5	0.18	2.5	-40	125	SOT-23-5, SNT-4A, HSNT-4(1010)	19
S-5852A	Digital output	0.0625°C	-40	125	1.70	3.6	40.00	1.0	-40	125	HSNT-8(2030)	20
S-5813A/5814A	Analog output	-11.04mV/°C	-30	100	2.40	10.0	4.00	2.5, 5.0	-40	100	SNT-4A	21
S-58LM20A	Analog output	-11.77mV/°C	-55	130	2.40	5.5	4.50	2.5	-55	130	SC-82AB, SNT-4A, WLP-4B	22
S-8110C/8120C	Analog output	-8.20mV/°C	-30	100	2.40	10.0	4.50	2.5, 5.0	-40	100	SC-82AB, SNT-4A	23
S-585AA	With ARP function / EEPROM, Digital output	0.0625°C	-40	125	1.70	3.6	40.00	1.0	-40	125	DFN-8(2030)B	24

S-5712A/B/C Series

LOW VOLTAGE OPERATION OMNIPOLAR / UNIPOLAR DETECTION TYPE HALL EFFECT SWITCH IC

This IC, developed by CMOS technology, is a high-accuracy Hall effect switch IC that operates at a low voltage and low current consumption. The output voltage changes when this IC detects the intensity level of magnetic flux density. Using this IC with a magnet makes it possible to detect the open / close in various devices.

High-density mounting is possible by using the small SOT-23-3 or the super-small SNT-4A package.

Due to its low voltage operation and low current consumption, this IC is suitable for battery-operated portable devices. Also, due to its high-accuracy magnetic characteristics, this IC can make operation's dispersion in the system combined with magnet smaller.

ABLIC Inc. offers a "magnetic simulation service" that provides the ideal combination of magnets and our Hall ICs for customer systems. Our magnetic simulation service will reduce prototype production, development period and development costs. In addition, it will contribute to optimization of parts to realize high cost performance.

For more information regarding our magnetic simulation service, contact our sales representatives.

■ Features

- Pole detection*1: Detection of omnipolar, S pole or N pole
- Output logic*1: Active "L", active "H"
- Output form*1: Nch open-drain output, CMOS output
- Magnetic sensitivity*1:
 - B_{OP} = 1.8 mT typ.
 - B_{OP} = 3.0 mT typ.
 - B_{OP} = 4.5 mT typ.
 - B_{OP} = 7.0 mT typ.
- Operating cycle (current consumption)*1:
 - Product with omnipolar detection
 - t_{CYCLE} = 5.70 ms (I_{DD} = 12.0 μA) typ.
 - t_{CYCLE} = 50.50 ms (I_{DD} = 2.0 μA) typ.
 - t_{CYCLE} = 204.10 ms (I_{DD} = 1.0 μA) typ.
 - Product with S pole or N pole detection
 - t_{CYCLE} = 6.05 ms (I_{DD} = 6.0 μA) typ.
 - t_{CYCLE} = 50.85 ms (I_{DD} = 1.4 μA) typ.
 - t_{CYCLE} = 204.05 ms (I_{DD} = 1.0 μA) typ.
- Power supply voltage range: V_{DD} = 1.6 V to 3.5 V
- Operation temperature range: T_a = -40°C to +85°C
- Lead-free (Sn 100%), halogen-free

*1. The option can be selected.

■ Applications

- Mobile phone, smart phone
- Notebook PC, tablet PC
- Digital video camera
- Plaything, portable game
- Home appliance

■ Packages

- SOT-23-3
- SNT-4A

S-5712E Series

HIGH-SPEED LOW VOLTAGE OPERATION OMNIPOLAR / UNIPOLAR DETECTION TYPE HALL EFFECT SWITCH IC

This IC, developed by CMOS technology, is a high-accuracy Hall effect switch IC that operates at a low voltage with a high-speed detection. The output voltage changes when this IC detects the intensity level of magnetic flux density. Using this IC with a magnet makes it possible to detect the open / close in various devices.

High-density mounting is possible by using the small SOT-23-3 or the super-small SNT-4A package.

Due to its low voltage operation and low current consumption, this IC is suitable for battery-operated portable devices. Also, due to its high-accuracy magnetic characteristics, this IC can make operation's dispersion in the system combined with magnet smaller.

ABLIC Inc. offers a "magnetic simulation service" that provides the ideal combination of magnets and our Hall ICs for customer systems. Our magnetic simulation service will reduce prototype production, development period and development costs. In addition, it will contribute to optimization of parts to realize high cost performance.

For more information regarding our magnetic simulation service, contact our sales representatives.

■ Features

- | | |
|--|---|
| • Pole detection*1: | Detection of omnipolar, S pole or N pole |
| • Output logic*1: | Active "L", active "H" |
| • Output form*1: | Nch open-drain output, CMOS output |
| • Magnetic sensitivity*1: | B _{OP} = 3.0 mT typ.
B _{OP} = 4.5 mT typ.
B _{OP} = 7.0 mT typ. |
| • Operating cycle (current consumption): | Product with omnipolar detection
t _{CYCLE} = 0.10 ms (I _{DD} = 640 μA) typ.
Product with S pole or N pole detection
t _{CYCLE} = 0.05 ms (I _{DD} = 640 μA) typ. |
| • Power supply voltage range: | V _{DD} = 1.6 V to 3.5 V |
| • Operation temperature range: | T _a = -40°C to +85°C |
| • Lead-free (Sn 100%), halogen-free | |

*1. The option can be selected.

■ Applications

- Mobile phone, smart phone
- Notebook PC, tablet PC
- Digital video camera
- Plaything, portable game
- Home appliance

■ Packages

- SOT-23-3
- SNT-4A

S-5715 Series

HIGH-SPEED / MIDDLE-SPEED LOW CURRENT CONSUMPTION BOTH POLES / UNIPOLAR DETECTION TYPE HALL IC

The S-5715 Series, developed by CMOS technology, is a high-accuracy Hall IC that operates with high-speed / middle-speed detection and low current consumption.

The output voltage changes when the S-5715 Series detects the intensity level of flux density. Using the S-5715 Series with a magnet makes it possible to detect the open / close and rotation state in various devices.

High-density mounting is possible by using the small SOT-23-3 or the super-small SNT-4A packages.

Due to its high-accuracy magnetic characteristics, the S-5715 Series can make operation's dispersion in the system combined with magnet smaller.

Caution This product is intended to use in general electronic devices such as consumer electronics, office equipment, and communications devices. Before using the product in medical equipment or automobile equipment including car audio, keyless entry and engine control unit, contact to ABLIC Inc. is indispensable.

■ Features

- | | |
|---|--|
| • Pole detection ^{*1} : | Detection of both poles, S pole or N pole |
| • Detection logic for magnetism ^{*1} : | Active "L", active "H" |
| • Output form ^{*1} : | Nch open-drain output, CMOS output |
| • Magnetic sensitivity: | $B_{OP} = 3.0 \text{ mT typ.}$ |
| • Operating cycle (current consumption) ^{*1} : | Product with both poles detection |
| | $t_{CYCLE} = 0.10 \text{ ms (1400 } \mu\text{A) typ.}$ |
| | $t_{CYCLE} = 0.90 \text{ ms (155 } \mu\text{A) typ.}$ |
| | $t_{CYCLE} = 5.70 \text{ ms (26 } \mu\text{A) typ.}$ |
| | Product with S pole or N pole detection |
| | $t_{CYCLE} = 0.05 \text{ ms (1400 } \mu\text{A) typ.}$ |
| | $t_{CYCLE} = 1.25 \text{ ms (60 } \mu\text{A) typ.}$ |
| | $t_{CYCLE} = 6.05 \text{ ms (13 } \mu\text{A) typ.}$ |
| • Power supply voltage range: | $V_{DD} = 2.7 \text{ V to } 5.5 \text{ V}$ |
| • Operation temperature range: | $T_a = -40^\circ\text{C to } +85^\circ\text{C}$ |
| • Lead-free (Sn 100%), halogen-free ^{*2} | |

*1. The option can be selected.

*2. Refer to "■ Product Name Structure" for details.

■ Applications

- Plaything, portable game
- Home appliance
- Housing equipment
- Industrial equipment

■ Packages

- SOT-23-3
- SNT-4A

S-5716 Series

LOW CURRENT CONSUMPTION OMNIPOLAR / UNIPOLAR DETECTION TYPE HALL EFFECT SWITCH IC

This IC, developed by CMOS technology, is a high-accuracy Hall effect switch IC that operates with low current consumption.

The output voltage changes when this IC detects the intensity level of magnetic flux density. Using this IC with a magnet makes it possible to detect the open / close in various devices.

High-density mounting is possible by using the small SOT-23-3 package or the super small SNT-4A package.

Due to its high-accuracy magnetic characteristics, this IC can make operation's dispersion in the system combined with magnet smaller.

ABLIC Inc. offers a "magnetic simulation service" that provides the ideal combination of magnets and our Hall effect ICs for customer systems. Our magnetic simulation service will reduce prototype production, development period and development costs. In addition, it will contribute to optimization of parts to realize high cost performance.

For more information regarding our magnetic simulation service, contact our sales representatives.

■ Features

- Pole detection*1: Detection of omnipolar, S pole or N pole
- Output logic*1: Active "L", active "H"
- Output form*1: Nch open-drain output, CMOS output
- Magnetic sensitivity*1:
 - B_{OP} = 1.8 mT typ.
 - B_{OP} = 3.0 mT typ.
 - B_{OP} = 3.4 mT typ.
 - B_{OP} = 4.5 mT typ.
 - B_{OP} = 7.0 mT typ.
- Operating cycle (current consumption):
 - Product with omnipolar detection
t_{CYCLE} = 50.50 ms (I_{DD} = 4.0 μA) typ.
 - Product with S pole or N pole detection
t_{CYCLE} = 50.85 ms (I_{DD} = 2.6 μA) typ.
- Power supply voltage range: V_{DD} = 2.7 V to 5.5 V
- Operation temperature range: T_a = -40°C to +85°C
- Lead-free (Sn 100%), halogen-free

*1. The option can be selected.

■ Applications

- Plaything, portable game
- Home appliance
- Housing equipment
- Industrial equipment

■ Packages

- SOT-23-3
- SNT-4A

S-5718 Series

LOW VOLTAGE OPERATION OMNIPOLAR / UNIPOLAR DETECTION TYPE HALL EFFECT SWITCH IC WITH SWITCHABLE DETECTION POLE FUNCTION

This IC, developed by CMOS technology, is a high-accuracy Hall effect switch IC with switchable detection pole function that operates at a low voltage and low current consumption.

The output voltage changes when this IC detects the intensity level of magnetic flux density of the polarity according to the input pin status. The inclusion of a switchable detection pole function makes it possible to reduce the number of parts and realize a variety of different systems by using this IC with a magnet. High-density mounting is possible by using the super small SNT-4A package.

Due to its low voltage operation and low current consumption, this IC is suitable for battery-operated portable devices. Its high-accuracy magnetic characteristics also allow this IC to reduce operation dispersion in magnet combination systems.

ABLIC Inc. offers a "magnetic simulation service" that provides the ideal combination of magnets and our Hall effect ICs for customer systems. Our magnetic simulation service will reduce prototype production, development period and development costs. In addition, it will contribute to optimization of parts to realize high cost performance.

For more information regarding our magnetic simulation service, contact our sales office.

■ Features

- | | |
|---|--|
| • Switchable detection pole function: | Omnipolar detection, S pole detection, N pole detection |
| • Output logic ^{*1} : | Active "L"
Active "H" |
| • Output form: | CMOS output |
| • Magnetic sensitivity (hysteresis width) ^{*1} : | B _{OP} = 1.8 mT typ. (B _{HYS} = 0.7 mT typ.)
B _{OP} = 3.0 mT typ. (B _{HYS} = 0.8 mT typ.)
B _{OP} = 3.0 mT typ. (B _{HYS} = 1.3 mT typ.)
B _{OP} = 4.5 mT typ. (B _{HYS} = 1.0 mT typ.)
B _{OP} = 4.5 mT typ. (B _{HYS} = 2.5 mT typ.) |
| • Operating cycle (current consumption) ^{*1} : | t _{CYCLE} = 102.1 ms typ. (I _{DD} = 1.4 μA typ.)
t _{CYCLE} = 50.5 ms typ. (I _{DD} = 2.0 μA typ.)
t _{CYCLE} = 5.7 ms typ. (I _{DD} = 12.0 μA typ.) |
| • Power supply voltage range ^{*2} : | V _{DD} = 1.45 V to 3.6 V |
| • Operation temperature range: | T _a = -40°C to +85°C |
| • Lead-free (Sn 100%), halogen-free | |

*1. The option can be selected.

*2. Power supply voltage range is different by optional combination.

■ Applications

- Mobile phone, smart phone
- Notebook PC, tablet PC
- Wearable device
- Plaything, portable game
- Home appliance

■ Package

- SNT-4A

S-5724 Series

LOW VOLTAGE OPERATION HIGH-SPEED BIPOLAR HALL EFFECT LATCH IC

The S-5724 Series, developed by CMOS technology, is a high-accuracy hall effect latch IC that operates at a low voltage with a high-sensitivity, a high-speed detection and low current consumption.

The output voltage changes when the S-5724 Series detects the intensity level of magnetic flux density and a polarity change. Using the S-5724 Series with a magnet makes it possible to detect the rotation status in various devices.

High-density mounting is possible by using the small SOT-23-3 or the super-small SNT-4A packages.

Due to its high-accuracy magnetic characteristics, the S-5724 Series can make operation's dispersion in the system combined with magnet smaller.

Caution This product is intended to use in general electronic devices such as consumer electronics, office equipment, and communications devices. Before using the product in medical equipment or automobile equipment including car audio, keyless entry and engine control unit, it is imperative to contact our sales representatives.

■ Features

- | | |
|--|---|
| • Pole detection: | Bipolar latch |
| • Output logic*1: | V _{OUT} = "L" at S pole detection
V _{OUT} = "H" at S pole detection |
| • Output form*1: | Nch open-drain output, CMOS output |
| • Magnetic sensitivity: | B _{OP} = 3.0 mT typ. |
| • Operating cycle (current consumption)*1: | t _{CYCLE} = 50 μs (I _{DD} = 640.0 μA) typ.
t _{CYCLE} = 1.25 ms (I _{DD} = 26.0 μA) typ.
t _{CYCLE} = 6.05 ms (I _{DD} = 6.0 μA) typ. |
| • Power supply voltage range: | V _{DD} = 1.6 V to 3.5 V |
| • Operation temperature range: | T _a = -40°C to +85°C |
| • Built-in power-down circuit: | Extends battery life (only SNT-4A) |
| • Lead-free (Sn 100%), halogen-free | |

*1. The option can be selected.

■ Applications

- Digital still camera
- Plaything, portable game
- Home appliance

■ Packages

- SOT-23-3
- SNT-4A

S-5725 Series

HIGH-SPEED BIPOLAR HALL EFFECT LATCH IC

This IC, developed by CMOS technology, is a high-accuracy hall effect latch IC that operates with a high-sensitivity, a high-speed detection and low current consumption.

The output voltage changes when this IC detects the intensity level of magnetic flux density and a polarity change. Using the S-5725 Series with a magnet makes it possible to detect the rotation status in various devices.

High-density mounting is possible by using the small SOT-23-3 or the super-small SNT-4A packages.

Due to its high-accuracy magnetic characteristics, this IC can make operation's dispersion in the system combined with magnet smaller.

ABLIC Inc. offers a "magnetic simulation service" that provides the ideal combination of magnets and our Hall effect ICs for customer systems. Our magnetic simulation service will reduce prototype production, development period and development costs. In addition, it will contribute to optimization of parts to realize high cost performance.

For more information regarding our magnetic simulation service, contact our sales representatives.

■ Features

- | | |
|--|--|
| • Pole detection: | Bipolar latch |
| • Output logic*1: | $V_{OUT} = "L"$ at S pole detection
$V_{OUT} = "H"$ at S pole detection |
| • Output form*1: | Nch open-drain output, CMOS output |
| • Magnetic sensitivity*1: | $B_{OP} = 0.8$ mT typ.
$B_{OP} = 1.8$ mT typ.
$B_{OP} = 3.0$ mT typ.
$B_{OP} = 7.0$ mT typ. |
| • Operating cycle (current consumption)*1: | $t_{CYCLE} = 50$ μ s ($I_{DD} = 1400.0$ μ A) typ.
$t_{CYCLE} = 1.25$ ms ($I_{DD} = 60.0$ μ A) typ.
$t_{CYCLE} = 6.05$ ms ($I_{DD} = 13.0$ μ A) typ. |
| • Power supply voltage range: | $V_{DD} = 2.7$ V to 5.5 V |
| • Operation temperature range: | $T_a = -40^{\circ}$ C to $+85^{\circ}$ C |
| • Built-in power-down circuit: | Extends battery life (only SNT-4A) |
| • Lead-free (Sn 100%), halogen-free | |

*1. The option can be selected.

■ Applications

- Plaything, portable game
- Home appliance
- Housing equipment
- Industrial equipment

■ Packages

- SOT-23-3
- SNT-4A

S-57B1 Series

125°C OPERATION HIGH-SPEED UNIPOLAR DETECTION TYPE HALL IC

This IC, developed by CMOS technology, is a high-accuracy Hall IC that operates with a high-sensitivity, a high-speed detection and low current consumption.

The output voltage changes when this IC detects the intensity level of flux density. Using this IC with a magnet makes it possible to detect the open / close and rotation state in various devices. High-density mounting is possible by using the small SOT-23-3 package. Due to its high-accuracy magnetic characteristics, this IC can make operation's dispersion in the system combined with magnet smaller.

ABLIC Inc. offers a "magnetism simulation service" that provides the ideal combination of magnets and our Hall ICs for customer systems. Our magnetism simulation service will reduce prototype production, development period and development costs. In addition, it will contribute to optimization of parts to realize high cost performance.

For more information regarding our magnetism simulation service, contact our sales office.

■ Features

- | | |
|-------------------------------------|--|
| • Pole detection: | Detection of S pole |
| • Detection logic for magnetism*1: | Active "L", active "H" |
| • Output form*1: | Nch open drain output, CMOS output |
| • Magnetic sensitivity*1: | $B_{OP} = 3.0 \text{ mT typ.}$ |
| | $B_{OP} = 4.5 \text{ mT typ.}$ |
| | $B_{OP} = 7.0 \text{ mT typ.}$ |
| • Operating cycle: | $t_{CYCLE} = 50 \mu\text{s typ.}$ |
| • Power supply voltage range: | $V_{DD} = 2.7 \text{ V to } 5.5 \text{ V}$ |
| • Operation temperature range: | $T_a = -40^\circ\text{C to } +125^\circ\text{C}$ |
| • Lead-free (Sn 100%), halogen-free | |

*1. The Option can be selected.

■ Applications

- Motor
- Housing equipment
- Industrial equipment

■ Package

- SOT-23-3

S-57M1 Series

HIGH-SPEED, BIPOLAR HALL EFFECT LATCH IC

This IC, developed by CMOS technology, is a high-accuracy Hall IC that operates with a high-sensitivity, a high-speed detection and low current consumption.

The output voltage level changes when this IC detects the intensity level of magnetic flux density and a polarity change.

Using this IC with a magnet makes it possible to detect the rotation status in various devices.

High-density mounting is possible by using the small SOT-23-3 or the super-small SNT-4A package.

Due to its high-accuracy magnetic characteristics, this IC can make operation's dispersion in the system combined with magnet smaller.

ABLIC Inc. offers a "magnetic simulation service" that provides the ideal combination of magnets and our Hall effect ICs for customer systems. Our magnetic simulation service will reduce prototype production, development period and development costs. In addition, it will contribute to optimization of parts to realize high cost performance.

For more information regarding our magnetic simulation service, contact our sales representatives.

■ Features

- | | |
|--|--|
| • Pole detection: | Bipolar latch |
| • Output logic*1: | $V_{OUT} = "L"$ at S pole detection |
| | $V_{OUT} = "H"$ at S pole detection |
| • Output form*1: | Nch open-drain output, CMOS output |
| • Magnetic sensitivity: | $B_{OP} = 3.0$ mT typ. |
| • Operation cycle (current consumption): | $t_{CYCLE} = 50$ μ s (1400 μ A) typ. |
| • Power supply voltage range: | $V_{DD} = 2.7$ V to 5.5 V |
| • Operation temperature range: | $T_a = -40^{\circ}$ C to $+125^{\circ}$ C |
| • Lead-free (Sn 100%), halogen-free | |

*1. The option can be selected.

■ Applications

- Motor
- Housing equipment
- Industrial equipment

■ Packages

- SOT-23-3
- SNT-4A

S-5731 Series

HIGH-WITHSTAND VOLTAGE HIGH-SPEED UNIPOLAR DETECTION TYPE HALL EFFECT SWITCH IC

This IC, developed by CMOS technology, is a unipolar detection type Hall effect switch IC with high-withstand voltage, high-speed detection and high-accuracy magnetic characteristics.

The output voltage changes when this IC detects the intensity level of magnetic flux density. Using this IC with a magnet makes it possible to detect the open / close and rotation status in various devices.

This IC includes an output current limit circuit.

High-density mounting is possible by using the small SOT-23-3 package.

Due to its high-accuracy magnetic characteristics, this IC can make operation's dispersion in the system combined with magnet smaller.

ABLIC Inc. offers a "magnetic simulation service" that provides the ideal combination of magnets and our Hall effect ICs for customer systems. Our magnetic simulation service will reduce prototype production, development period and development costs. In addition, it will contribute to optimization of parts to realize high cost performance.

For more information regarding our magnetic simulation service, contact our sales office.

■ Features

- | | |
|---|--|
| • Pole detection ^{*1} : | Detection of S pole, detection of N pole |
| • Output logic ^{*1} : | Active "L", active "H" |
| • Output form ^{*1} : | Nch open-drain output,
Nch driver + built-in pull-up resistor |
| • Magnetic sensitivity ^{*1} : | $B_{OP} = 3.0 \text{ mT typ.}$,
$B_{OP} = 6.0 \text{ mT typ.}$ |
| • Chopping frequency: | $f_C = 250 \text{ kHz typ.}$ |
| • Output delay time: | $t_D = 16.0 \mu\text{s typ.}$ |
| • Power supply voltage range: | $V_{DD} = 3.5 \text{ V to } 26.0 \text{ V}$ |
| • Built-in regulator | |
| • Built-in output current limit circuit | |
| • Operation temperature range: | $T_a = -40^\circ\text{C to } +85^\circ\text{C}$ |
| • Lead-free (Sn 100%), halogen-free | |

*1. The option can be selected.

■ Applications

- Home appliance
- DC brushless motor
- Housing equipment
- Industrial equipment

■ Package

- SOT-23-3

S-5741 B Series

125°C OPERATION HIGH-WITHSTAND VOLTAGE HIGH-SPEED BIPOLAR HALL EFFECT LATCH IC

This IC, developed by CMOS technology, is a bipolar Hall effect latch IC with high-withstand voltage, high-speed detection and high-accuracy magnetic characteristics.

The output voltage changes when this IC detects the intensity level of magnetic flux density and a polarity change. Using this IC with a magnet makes it possible to detect the rotation status in various devices. This IC includes an output current limit circuit.

High-density mounting is possible by using the small SOT-23-3S package.

Due to its high-accuracy magnetic characteristics, this IC can make operation's dispersion in the system combined with magnet smaller.

ABLIC Inc. offers a "magnetic simulation service" that provides the ideal combination of magnets and our Hall effect ICs for customer systems. Our magnetic simulation service will reduce prototype production, development period and development costs. In addition, it will contribute to optimization of parts to realize high cost performance.

For more information regarding our magnetic simulation service, contact our sales representatives.

■ Features

- | | |
|---|---|
| • Pole detection: | Bipolar latch |
| • Output logic*1: | V _{OUT} = "L" at S pole detection
V _{OUT} = "H" at S pole detection |
| • Output form*1: | Nch open-drain output
Nch driver + built-in pull-up resistor |
| • Magnetic sensitivity*1: | B _{OP} = 1.8 mT typ.
B _{OP} = 3.0 mT typ.
B _{OP} = 6.0 mT typ. |
| • Chopping frequency: | f _C = 500 kHz typ. |
| • Output delay time: | t _D = 8.0 μs typ. |
| • Power supply voltage range: | V _{DD} = 3.5 V to 26.0 V |
| • Built-in regulator | |
| • Built-in output current limit circuit | |
| • Operation temperature range: | T _a = -40°C to +125°C |
| • Lead-free (Sn 100%), halogen-free | |

*1. The option can be selected.

■ Applications

- Home appliance
- DC brushless motor
- Housing equipment
- Industrial equipment

■ Package

- SOT-23-3S

S-5743 A Series

125°C OPERATION HIGH-WITHSTAND VOLTAGE HIGH-SPEED BIPOLAR HALL EFFECT LATCH IC

This IC, developed by CMOS technology, is a high-accuracy hall effect latch IC that operates with high temperature and high-withstand voltage.

The output voltage changes when this IC detects the intensity level of magnetic flux density and a polarity change. Using this IC with a magnet makes it possible to detect the rotation status in various devices.

This IC includes an output current limit circuit.

High-density mounting is possible by using the small SOT-23-3S package.

Due to its high-accuracy magnetic characteristics, this IC enables the user to reduce the operational variation in the system.

ABLIC Inc. offers a "magnetic simulation service" that provides the ideal combination of magnets and our Hall effect ICs for customer systems. Our magnetic simulation service will reduce prototype production, development period and development costs. In addition, it will contribute to optimization of parts to realize high cost performance.

For more information regarding our magnetic simulation service, contact our sales office.

■ Features

- | | |
|---|--|
| • Pole detection: | Bipolar latch |
| • Output logic*1: | V _{OUT} = "L" at S pole detection |
| | V _{OUT} = "H" at S pole detection |
| • Output form: | Nch open-drain output |
| • Magnetic sensitivity*1: | B _{OP} = 0.5 mT typ. |
| | B _{OP} = 1.5 mT typ. |
| | B _{OP} = 2.2 mT typ. |
| | B _{OP} = 3.0 mT typ. |
| • Chopping frequency: | f _C = 500 kHz typ. |
| • Output delay time: | t _D = 8.0 μs typ. |
| • Power supply voltage range: | V _{DD} = 2.7 V to 26.0 V |
| • Built-in regulator | |
| • Built-in output current limit circuit | |
| • Operation temperature range: | T _a = -40°C to +125°C |
| • Lead-free (Sn 100%), halogen-free | |

*1. The option can be selected.

■ Applications

- Power tool
- Home appliance
- DC brushless motor
- Housing equipment
- Industrial equipment

■ Package

- SOT-23-3S

S-575D B Series

125°C OPERATION, HIGH-WITHSTAND VOLTAGE, HIGH-SPEED, OMNIPOLAR DETECTION TYPE HALL EFFECT SWITCH IC

This IC, developed by CMOS technology, is a high-accuracy Hall effect switch IC that operates with high temperature and high-withstand voltage.

The output voltage level changes when this IC detects the intensity level of magnetic flux density. Using this IC with a magnet makes it possible to detect the open / close in various devices.

ABLIC Inc. offers a "magnetic simulation service" that provides the ideal combination of magnets and our Hall effect ICs for customer systems. Our magnetic simulation service will reduce prototype production, development period and development costs. In addition, it will contribute to optimization of parts to realize high cost performance.

For more information regarding our magnetic simulation service, contact our sales representatives.

■ Features

- Uses a thin (t0.80 mm max.) TSOT-23-3S or ultra-thin (t0.50 mm max.) HSNT-6(2025) package, contributing to the enhancement of the designs of devices
- Contributes to accurate mechanism operation with high-accuracy magnetic characteristics (Refer to "■ Magnetic Characteristics" for details.)
- Contributes to device safe design with a built-in output current limit circuit

■ Specifications

- Pole detection: Omnipolar detection
- Output logic*1: Active "L"
Active "H"
- Output form*1: Nch open-drain output
Nch driver + built-in pull-up resistor (1.2 kΩ typ.)
- Magnetic sensitivity*1: B_{OP} = 3.0 mT typ.
B_{OP} = 6.0 mT typ.
B_{OP} = 10.0 mT typ.
B_{OP} = 15.0 mT typ.
- Chopping frequency: f_C = 500 kHz typ.
- Output delay time: t_D = 16.0 μs typ.
- Power supply voltage range*2: V_{DD} = 2.7 V to 26.0 V
- Built-in regulator
- Built-in output current limit circuit
- Operation temperature range: Ta = -40°C to +125°C
- Lead-free (Sn 100%), halogen-free

*1. The option can be selected.

*2. V_{DD} = 2.7 V to 5.5 V when output form is Nch driver + built-in pull-up resistor (1.2 kΩ typ.)

■ Applications

- Home appliance
- Housing equipment
- Industrial equipment

■ Packages

- TSOT-23-3S
- HSNT-6(2025)

S-575S/5N B Series

125°C OPERATION, HIGH-WITHSTAND VOLTAGE, HIGH-SPEED, UNIPOLAR DETECTION TYPE HALL EFFECT SWITCH IC

This IC, developed by CMOS technology, is a high-accuracy Hall effect switch IC that operates with high temperature and high-withstand voltage.

The output voltage level changes when this IC detects the intensity level of magnetic flux density. Using this IC with a magnet makes it possible to detect the open / close in various devices.

ABLIC Inc. offers a "magnetic simulation service" that provides the ideal combination of magnets and our Hall effect ICs for customer systems. Our magnetic simulation service will reduce prototype production, development period and development costs. In addition, it will contribute to optimization of parts to realize high cost performance.

For more information regarding our magnetic simulation service, contact our sales representatives.

■ Features

- Uses a thin (t0.80 mm max.) TSOT-23-3S or ultra-thin (t0.50 mm max.) HSNT-6(2025) package, contributing to the enhancement of the designs of devices
- Contributes to accurate mechanism operation with high-accuracy magnetic characteristics (Refer to "■ Magnetic Characteristics" for details.)
- Contributes to device safe design with a built-in output current limit circuit

■ Specifications

- Pole detection: Unipolar detection
- Output logic*1: Active "L"
Active "H"
- Output form*1: Nch open-drain output
Nch driver + built-in pull-up resistor (1.2 kΩ typ.)
- Magnetic sensitivity*1: $B_{OP} = 3.0 \text{ mT typ.}$
 $B_{OP} = 6.0 \text{ mT typ.}$
 $B_{OP} = 10.0 \text{ mT typ.}$
 $B_{OP} = 15.0 \text{ mT typ.}$
- Chopping frequency: $f_C = 500 \text{ kHz typ.}$
- Output delay time: $t_D = 8.0 \mu\text{s typ.}$
- Power supply voltage range*2: $V_{DD} = 2.7 \text{ V to } 26.0 \text{ V}$
- Built-in regulator
- Built-in output current limit circuit
- Operation temperature range: $T_a = -40^\circ\text{C to } +125^\circ\text{C}$
- Lead-free (Sn 100%), halogen-free

*1. The option can be selected.

*2. $V_{DD} = 2.7 \text{ V to } 5.5 \text{ V}$ when output form is Nch driver + built-in pull-up resistor (1.2 kΩ typ.)

■ Applications

- Home appliance
- Housing equipment
- Industrial equipment

■ Packages

- TSOT-23-3S
- HSNT-6(2025)

S-576B B Series

125°C OPERATION, HIGH-WITHSTAND VOLTAGE, HIGH-SPEED, BIPOLAR HALL EFFECT LATCH IC

This IC, developed by CMOS technology, is a high-accuracy Hall effect latch IC that operates with high temperature and high-withstand voltage.

The output voltage level changes when this IC detects the intensity level of magnetic flux density and a polarity change. Using this IC with a magnet makes it possible to detect the rotation status in various devices.

ABLIC Inc. offers a "magnetic simulation service" that provides the ideal combination of magnets and our Hall effect ICs for customer systems. Our magnetic simulation service will reduce prototype production, development period and development costs. In addition, it will contribute to optimization of parts to realize high cost performance.

For more information regarding our magnetic simulation service, contact our sales representatives.

■ Features

- Uses a thin (t0.80 mm max.) TSOT-23-3S or ultra-thin (t0.50 mm max.) HSNT-6(2025) package, allowing for device miniaturization
- Contributes to reduction of mechanism operation dispersion with high-accuracy magnetic characteristics (Typ. value ± 1.0 mT) (Refer to "■ Magnetic Characteristics" for details.)
- Contributes to device safe design with a built-in output current limit circuit

■ Specifications

- Pole detection: Bipolar latch
- Output logic*1: $V_{OUT} = "L"$ at S pole detection
 $V_{OUT} = "H"$ at S pole detection
- Output form*1: Nch open-drain output
Nch driver + built-in pull-up resistor (1.2 k Ω typ.)
- Magnetic sensitivity*1: $B_{OP} = 0.5$ mT typ.
 $B_{OP} = 2.2$ mT typ.
 $B_{OP} = 3.0$ mT typ.
 $B_{OP} = 6.0$ mT typ.
 $B_{OP} = 10.0$ mT typ.
- Chopping frequency: $f_C = 500$ kHz typ.
- Output delay time: $t_D = 8.0$ μ s typ.
- Power supply voltage range*2: $V_{DD} = 2.7$ V to 26.0 V
- Built-in regulator
- Built-in output current limit circuit
- Operation temperature range: $T_a = -40^\circ\text{C}$ to $+125^\circ\text{C}$
- Lead-free (Sn 100%), halogen-free

*1. The option can be selected.

*2. $V_{DD} = 2.7$ V to 5.5 V when output form is Nch driver + built-in pull-up resistor (1.2 k Ω typ.)

■ Applications

- DC brushless motor
- Power tool
- Home appliance
- Housing equipment
- Industrial equipment

■ Packages

- TSOT-23-3S
- HSNT-6(2025)

S-576Z B Series

125°C OPERATION, HIGH-WITHSTAND VOLTAGE, HIGH-SPEED, ZCL™ HALL EFFECT IC

This IC, developed by CMOS technology, is a high-accuracy Hall effect IC that operates with high temperature and high-withstand voltage.

The IC switches output voltage level when the IC detects magnetic flux density (magnetic field) polarity changes. The ZCL (Zero Crossing Latch) detection method realizes polarity changes detection with the higher accuracy than the conventional bipolar latch method. Using this IC with a magnet makes it possible to detect the rotation status in various devices.

ABLIC Inc. offers a "magnetic simulation service" that provides the ideal combination of magnets and our Hall effect ICs for customer systems. Our magnetic simulation service will reduce prototype production, development period and development costs. In addition, it will contribute to optimization of parts to realize high cost performance.

For more information regarding our magnetic simulation service, contact our sales representatives.

■ Features

- Uses a thin (t0.80 mm max.) TSOT-23-3S or ultra-thin (t0.50 mm max.) HSNT-6(2025) package, allowing for device miniaturization
- Contributes to reduction of mechanism operation dispersion through high accuracy detection of magnetic flux density (magnetic field) polarity changes
- Contributes to device safe design with a built-in output current limit circuit

■ Specifications

- Pole detection: ZCL detection
- Output logic*1: $V_{OUT} = "L"$ at S pole detection
 $V_{OUT} = "H"$ at S pole detection
- Output form*1: Nch open-drain output
Nch driver + built-in pull-up resistor (1.2 kΩ typ.)
- Zero crossing latch point: $B_Z = 0.0$ mT typ.
- Release point (S pole)*1: $B_{RS} = 3.0$ mT typ.
 $B_{RS} = 6.0$ mT typ.
- Chopping frequency: $f_C = 500$ kHz typ.
- Output delay time: $t_D = 8.0$ μs typ.
- Power supply voltage range*2: $V_{DD} = 2.7$ V to 26.0 V
- Built-in regulator
- Built-in output current limit circuit
- Operation temperature range: $T_a = -40^\circ\text{C}$ to $+125^\circ\text{C}$
- Lead-free (Sn 100%), halogen-free

*1. The option can be selected.

*2. $V_{DD} = 2.7$ V to 5.5 V when output form is Nch driver + built-in pull-up resistor (1.2 kΩ typ.)

■ Applications

- DC brushless motor
- Home appliance
- Housing equipment
- Industrial equipment

■ Packages

- TSOT-23-3S
- HSNT-6(2025)

S-576Z R Series

EXTENDED OPERATION TEMPERATURE RANGE, HIGH-WITHSTAND VOLTAGE, HIGH-SPEED, ZCL™ HALL EFFECT IC

This IC, developed by CMOS technology, is a high-accuracy Hall effect IC that operates with high-withstand voltage over a wide operation temperature range.

The IC switches output voltage level when the IC detects magnetic flux density (magnetic field) polarity changes. The ZCL (Zero Crossing Latch) detection method realizes polarity changes detection with the higher accuracy than the conventional bipolar latch method. Using this IC with a magnet makes it possible to detect the rotation status in various devices.

ABLIC Inc. offers a "magnetic simulation service" that provides the ideal combination of magnets and our Hall effect ICs for customer systems. Our magnetic simulation service will reduce prototype production, development period and development costs. In addition, it will contribute to optimization of parts to realize high cost performance.

For more information regarding our magnetic simulation service, contact our sales representatives.

■ Features

- In addition to maintaining the performance of the existing S-576Z B Series, the operation temperature range has been extended (−50°C to +150°C)
- Uses a thin (t0.80 mm max.) TSOT-23-3S package, allowing for device miniaturization
- Contributes to reduction of mechanism operation dispersion through high accuracy detection of magnetic flux density (magnetic field) polarity changes
- Contributes to device safe design with a built-in output current limit circuit

■ Specifications

- Pole detection: ZCL detection
- Output logic*1: $V_{OUT} = "L"$ at S pole detection
 $V_{OUT} = "H"$ at S pole detection
- Output form*1: Nch open-drain output
Nch driver + built-in pull-up resistor (1.2 kΩ typ.)
- Zero crossing latch point: $B_Z = 0.0$ mT typ.
- Release point (S pole)*1: $B_{RS} = 3.0$ mT typ.
 $B_{RS} = 6.0$ mT typ.
- Chopping frequency: $f_C = 500$ kHz typ.
- Output delay time: $t_D = 8.0$ μs typ.
- Power supply voltage range*2: $V_{DD} = 2.7$ V to 26.0 V
- Built-in regulator
- Built-in output current limit circuit
- Operation temperature range: $T_a = -50^\circ\text{C}$ to $+150^\circ\text{C}$
- Lead-free (Sn 100%), halogen-free

*1. The option can be selected.

*2. $V_{DD} = 2.7$ V to 5.5 V when output form is Nch driver + built-in pull-up resistor (1.2 kΩ typ.)

■ Applications

- Infrastructure equipment
- Outdoor brushless DC motor
- Home appliance
- Housing equipment
- Industrial equipment

■ Package

- TSOT-23-3S

S-5841 Series

TEMPERATURE SWITCH IC (THERMOSTAT IC)

The S-5841 Series is a temperature switch IC (thermostat IC) which detects the temperature with a temperature accuracy of $\pm 2.5^{\circ}\text{C}$. The output inverts when temperature reaches the detection temperature. The S-5841 Series restores the output voltage when the temperature drops to the level of release temperature.

The S-5841 Series operates at the lower power supply voltage of 2.2 V and its current consumption is 10 μA typ. due to CMOS configuration.

A temperature sensor with the negative temperature coefficient, a reference voltage generation circuit, a comparator and a delay circuit are integrated on one chip, and enclosed into the packages SOT-23-5 and SNT-6A.

■ Features

- Detection temperature: $T_{\text{DET}} = +40^{\circ}\text{C}$ to $+100^{\circ}\text{C}$, $+1^{\circ}\text{C}$ step, detection accuracy: $\pm 2.5^{\circ}\text{C}$
- Low voltage operation: $V_{\text{DD}} = 2.2 \text{ V min.}$
(Detection temperature = $+55^{\circ}\text{C}$ to $+100^{\circ}\text{C}$, $T_{\text{a}} = -40^{\circ}\text{C}$ to $+100^{\circ}\text{C}$)
- Low current consumption: $I_{\text{DD}} = 10 \mu\text{A typ.}$ ($T_{\text{a}} = +25^{\circ}\text{C}$)
- Hysteresis temperature can be switched in 0°C , 2°C , 4°C and 10°C .
- Selectable output logic in active "H" or "L"
- Selectable output form in CMOS or Nch open drain
- Operation temperature range: $T_{\text{a}} = -40^{\circ}\text{C}$ to $+125^{\circ}\text{C}$
- Lead-free, Sn 100%, halogen-free^{*1}

*1. Refer to "■ Product Name Structure" for details.

■ Applications

- Fan control
- Air conditioning system
- Various electronic devices

■ Packages

- SOT-23-5
- SNT-6A

S-5844A Series

TEMPERATURE SWITCH IC (THERMOSTAT IC)

The S-5844A Series is a temperature switch IC (thermostat IC) which detects the temperature with a temperature accuracy of $\pm 2.5^{\circ}\text{C}$. The output inverts when temperature reaches the detection temperature. The S-5844A Series restores the output voltage when the temperature drops to the level of release temperature.

The S-5844A Series operates at the lower power supply voltage of 1.65 V and its current consumption is 0.18 μA typ. due to CMOS configuration.

A temperature sensor with the negative temperature coefficient, a reference voltage generation circuit and a comparator are integrated on one chip, and enclosed into the packages SOT-23-5 and SNT-4A, and the super-small package HSNT-4 (1010).

■ Features

- Detection temperature: $T_{\text{DET}} = +50^{\circ}\text{C}$ to $+100^{\circ}\text{C}$, $+5^{\circ}\text{C}$ step, detection accuracy: $\pm 2.5^{\circ}\text{C}$
- Low voltage operation: $V_{\text{DD}} = 1.65 \text{ V min.}$
- Low current consumption: $I_{\text{DD}} = 0.18 \mu\text{A typ. (Ta = +25}^{\circ}\text{C)}$
- Hysteresis temperature: selectable in 5°C , 10°C , 15°C or 20°C
- Selectable output logic in active "H" or active "L"
- Selectable output form in CMOS or Nch open-drain
- Operation temperature range: $T_{\text{a}} = -40^{\circ}\text{C}$ to $+125^{\circ}\text{C}$
- Lead-free (Sn 100%), halogen-free

■ Applications

- Fan control
- Air conditioning system
- Mobile phone
- Game console
- Various electronic devices

■ Packages

- SOT-23-5
- SNT-4A
- HSNT-4 (1010)

S-5852A Series

HIGH-ACCURACY DIGITAL TEMPERATURE SENSOR WITH THERMOSTAT FUNCTION

The S-5852A Series is a high-accuracy digital temperature sensor with thermostat function, which operates in 1.7 V to 3.6 V voltage ranges. The S-5852A Series interfaces with exteriors via I²C-bus and operates at 1.0 MHz maximum. The temperature detection signal is output by using the thermostat function which can be set by the I²C-bus. Moreover, a substantial reduction in current consumption may be achieved by using the shutdown mode which can be set by the I²C-bus.

The operation of the S-5852A Series is explained in the user's manual. Contact our sales representatives for more information.

Caution This product is intended to use in general electronic devices such as consumer electronics, office equipment, and communications devices. Before using the product in medical equipment or automobile equipment including car audio, keyless entry and engine control unit, it is imperative to contact our sales representatives.

■ Features

- Temperature accuracy, high-accuracy temperature range*1: $\pm 0.5^{\circ}\text{C}$ typ. / $\pm 1.0^{\circ}\text{C}$ max. ($T_a = 0^{\circ}\text{C}$ to $+65^{\circ}\text{C}$)
 $\pm 0.5^{\circ}\text{C}$ typ. / $\pm 1.0^{\circ}\text{C}$ max. ($T_a = +75^{\circ}\text{C}$ to $+95^{\circ}\text{C}$)
- Temperature resolution: 0.5°C, 0.25°C, 0.125°C, 0.0625°C
(Selectable by the resolution register)
- Temperature sample rate: 7 samples / s min.
- Hysteresis width: No hysteresis, 1.5°C, 3.0°C, 6.0°C
(Selectable by the configuration register)
- Current consumption:
 Shutdown mode at serial bus non-active: $I_{DD3} = 0.3 \mu\text{A}$ typ., $I_{DD3} = 3.0 \mu\text{A}$ max.
 Active mode at serial bus non-active: $I_{DD1} = 40.0 \mu\text{A}$ typ., $I_{DD1} = 100.0 \mu\text{A}$ max.
- Operation voltage range: 1.7 V to 3.6 V
- Operation frequency: 1.0 MHz max. ($V_{DD} = 2.2 \text{ V}$ to 3.6 V)
400 kHz max. ($V_{DD} = 1.7 \text{ V}$ to 3.6 V)
- Thermostat function: Dual trip mode, single trip mode
(Selectable by the configuration register)
- Noise suppression: Schmitt trigger and noise filter on input pins (SCL, SDA)
- Operation temperature range: $T_a = -40^{\circ}\text{C}$ to $+125^{\circ}\text{C}$
- Lead-free (Sn 100%), halogen-free

*1. The option of the high-accuracy temperature range can be selected.

■ Applications

- Solid state drive
- Hard disk drive
- Notebook PC, tablet PC
- Refrigerator
- Air conditioning system

■ Package

- HSNT-8(2030)

S-5813A/5814A Series

CMOS TEMPERATURE SENSOR IC

The S-5813A/5814A Series is a family of high-precision temperature sensor ICs on a single chip with a linear output voltage for temperature changes.

Each chip is composed of a temperature sensor, a constant current circuit, and an operational amplifier.

The operating ambient temperature is from -40°C to $+100^{\circ}\text{C}$. These devices have much better linearity than other temperature sensors such as thermistors, and can be used for a wide range of temperature control applications.

■ Features

- | | |
|--|--|
| • Temperature accuracy | S-5813A Series : $\pm 5.0^{\circ}\text{C}$ (-30°C to $+100^{\circ}\text{C}$)
S-5814A Series : $\pm 2.5^{\circ}\text{C}$ (-30°C to $+100^{\circ}\text{C}$) |
| • Linear output voltage | $-11.04\text{ mV}/^{\circ}\text{C}$ typ.
T _a = -30°C : 2.582 V typ.
T _a = $+30^{\circ}\text{C}$: 1.940 V typ.
T _a = $+100^{\circ}\text{C}$: 1.145 V typ. |
| • Nonlinearity | $\pm 0.5\%$ typ. (-20°C to $+80^{\circ}\text{C}$) |
| • Wide power supply voltage operation | V _{DD} = 2.4 V to 10.0 V ($+25^{\circ}\text{C}$) |
| • Low current consumption | 4.0 μA typ. ($+25^{\circ}\text{C}$) |
| • Built-in operational amplifier | |
| • Output voltage referred to V _{SS} | |
| • Lead-free (Sn 100%), halogen-free | |

■ Applications

- Compensation of high-frequency circuits such as cellular phones and radio equipment
- Compensation of oscillation frequency in crystal oscillator
- LCD contrast compensation
- Compensation of amplifier gain
- Compensation of auto focus circuits
- Temperature detection in battery management
- Overheating prevention for charged batteries or halogen lights

■ Package

- SNT-4A

S-58LM20A Series

CMOS TEMPERATURE SENSOR IC

The S-58LM20A Series is a high-accuracy temperature sensor IC on a single chip, provides output voltage which is linear against the temperature change.

Each chip consists of a temperature sensor, a constant current circuit, and an operational amplifier.

The operating ambient temperature is from -55°C to 130°C . This IC has much better linearity than other conventional temperature sensors such as thermistor, it is possible to achieve the extensive application for temperature control.

■ Features

- | | |
|---|--|
| • Accuracy against temperature | $\pm 2.5^{\circ}\text{C}$ (-55°C to $+130^{\circ}\text{C}$) |
| • Linear output voltage | $-11.77\text{ mV}/^{\circ}\text{C}$ Typ.
$T_a = -30^{\circ}\text{C}$: 2.205 V Typ.
$T_a = +30^{\circ}\text{C}$: 1.515 V Typ.
$T_a = +130^{\circ}\text{C}$: 0.303 V Typ. |
| • Nonlinearity | $\pm 0.4\%$ Typ. (-20 to $+80^{\circ}\text{C}$) |
| • Operation in wide range of power supply voltage | $V_{\text{DD}} = 2.4$ to 5.5 V (-30°C to $+130^{\circ}\text{C}$)
$V_{\text{DD}} = 2.7$ to 5.5 V (-55°C to $+130^{\circ}\text{C}$) |
| • Low current consumption | $4.5\text{ }\mu\text{A}$ Typ. ($+25^{\circ}\text{C}$) $6.0\text{ }\mu\text{A}$ Max. (-55°C to $+130^{\circ}\text{C}$) |
| • Built-in operational amplifier | |
| • Output voltage referred to V_{SS} | |
| • Lead-free, Sn 100%, halogen-free*1 | |

*1. Refer to "■ Product Name Structure" for details.

■ Applications

- Compensation of high-frequency circuits such as cellular phones and radio equipment
- Compensation of oscillation frequency in crystal oscillator
- LCD contrast compensation
- Compensation of amplifier gain
- Compensation of auto focus circuits
- Temperature detection in battery management
- Overheating prevention for charged batteries or halogen lights

■ Package

- SC-82AB
- SNT-4A
- WLP-4B

S-8110C/8120C Series

CMOS TEMPERATURE SENSOR IC

The S-8110C/8120C Series is a family of high-precision temperature sensor ICs on a single chip with a linear output voltage for temperature changes.

Each chip is composed of a temperature sensor, a constant current circuit, and an operational amplifier.

It can be used at temperatures ranging from -40°C to $+100^{\circ}\text{C}$. These devices have much better linearity than other temperature sensors such as thermistors, and can be used for a wide range of temperature control applications.

■ Features

- Temperature accuracy
 - S-8110C Series: $\pm 5.0^{\circ}\text{C}$ (-30°C to $+100^{\circ}\text{C}$)
 - S-8120C Series: $\pm 2.5^{\circ}\text{C}$ (-30°C to $+100^{\circ}\text{C}$)
- Linear output voltage
 - $-8.20\text{ mV}/^{\circ}\text{C}$ typ.
 - $T_a = -30^{\circ}\text{C}$: 1.951 V typ.
 - $T_a = +30^{\circ}\text{C}$: 1.474 V typ.
 - $T_a = +100^{\circ}\text{C}$: 0.882 V typ.
- Nonlinearity
 - $\pm 0.5\%$ typ. (-20°C to $+80^{\circ}\text{C}$)
- Wide power supply voltage operation $V_{\text{DD}} = 2.4\text{ V}$ to 10.0 V
- Low current consumption $4.5\text{ }\mu\text{A}$ typ. ($+25^{\circ}\text{C}$)
- Built-in operational amplifier
- V_{SS} standard output
- Lead-free, Sn 100%, halogen-free^{*1}

*1. Refer to “**■ Product Name Structure**” for details.

■ Applications

- Compensation of high-frequency circuits such as cellular phones and radio equipment
- Compensation of oscillation frequency in crystal oscillator
- LCD contrast compensation
- Compensation of amplifier gain
- Compensation of auto focus circuits
- Temperature detection in battery management
- Overheating prevention for charged batteries or halogen lights

■ Packages

- SC-82AB
- SNT-4A

S-585AA

BUILT-IN ARP FUNCTION 2-WIRE SERIAL E²PROM WITH TEMPERATURE SENSOR

This IC is a 2-wire serial E²PROM with temperature sensor built in Address Resolution Protocol (ARP) function which operates in 1.7 V to 3.6 V voltage ranges. This IC has the capacity of 4 K-bit and the organization of 2 pages × 256-word × 8-bit. Page write and sequential read are available.

This IC operates with the SMBus and I²C-Bus at 1.0 MHz maximum.

A substantial reduction in current consumption may be achieved by using shutdown mode which can be set by the I²C-Bus. In addition, the SMBus ARP function is supported; therefore, this IC is optimal for SSDs that communicate over the SMBus.

Caution This product is intended to use in general electronic devices such as consumer electronics, office equipment, and communications devices. Before using the product in medical equipment or automobile equipment including car audio, keyless entry and engine control unit, it is imperative to contact our sales representatives.

■ Features

E²PROM block

- Page write: 16 bytes / page
- Sequential read
- Write protect function during low power supply voltage
- Write protect: Individual software data protection for each of four 128-byte blocks
- Endurance: 10⁶ cycle / word*1 (Ta = +25°C)
- Data retention: 100 years (Ta = +25°C)
- Memory capacity: 4 K-bit
- Initial delivery state: FFh

Temperature sensor block

- Temperature accuracy: ±0.25°C typ. / ±1.0°C max. (Ta = 0°C to +85°C)
±0.25°C typ. / ±1.5°C max. (Ta = -40°C to +125°C)
- Temperature sample rate: 8 samples / s min.
- Selectable hysteresis width: No hysteresis, 1.5°C, 3.0°C, 6.0°C

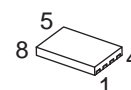
Overall

- Support for SMBus ARP function
- Support for Alert Response Address function (ARA)
- Support for Default Slave Address (DSA)
- Current consumption:
 - E²PROM in standby mode and temperature sensor in shutdown mode: 3.0 μA max.
 - E²PROM in standby mode and temperature sensor in active mode: 0.1 mA max.
 - E²PROM in read operation mode and temperature sensor in active mode: 0.4 mA max.
 - E²PROM in write operation mode and temperature sensor in active mode: 2.0 mA max.
- Operation voltage range: 1.7 V to 3.6 V
- Operation frequency: 1.0 MHz max. (V_{DD} = 2.2 V to 3.6 V)
400 kHz max. (V_{DD} = 1.7 V to 3.6 V)
- Noise suppression: Schmitt trigger and noise filter on input pins (SCL, SDA)
- Operation temperature range: Ta = -40°C to +125°C
- Lead-free (Sn 100%), halogen-free

*1. For each address (Word: 8-bit)

■ Package

- DFN-8(2030)B



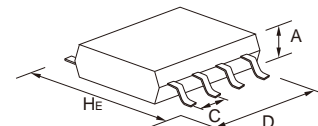
(3.0 × 2.0 × t0.8 mm max.)

Package List

Package Type	Pin Count	Package Name	Package Size (mm)			Pitch (mm)	
			H _E	D	A (max.)	C	
Lead insertion type	3	TO-92	14.5	5.2	4.2	2.5/1.27	
Flat-lead type	3	SOT-89-3	4.0	4.5	1.6	1.5	
	5	SOT-89-5	4.5	4.5	1.6	1.5	
Gull-wing type	4	SC-82AB	2.1	2.0	1.1	1.3	
	5	SC-88A	2.1	2.0	1.1	0.65	
	3	SOT-23-3	2.8	2.9	1.3	1.9	
	3	SOT-23-3S	2.8	2.9	1.2	1.9	
	3	TSOT-23-3S	2.85	2.9	0.8	1.9	
	5	SOT-23-5	2.8	2.9	1.3	0.95	
	6	SOT-23-6	2.8	2.9	1.35	0.95	
	6	SOT-23-6W	2.8	2.9	1.3	0.95	
	8	8-Pin SOP (JEDEC)	6.0	5.02	1.75	1.27	
	8	8-Pin TSSOP	6.4	3.0	1.1	0.65	
	16	16-Pin TSSOP	6.4	5.1	1.1	0.65	
	20	20-Pin TSSOP	6.4	6.5	1.2	0.65	
	24	24-Pin SSOP	7.6	7.9	1.4	0.65	
	8	TMSOP-8	4.0	2.9	0.8	0.65	
	8	HTMSOP-8	4.0	2.9	0.8	0.65	
	16	HTSSOP-16	6.4	5.12	1.1	0.65	
	6	HSOP-6	6.0	5.02	1.75	1.91	
	8	HSOP-8A	6.0	5.02	1.68	1.27	
	8	HSOP-8Q	6.0	5.02	1.68	1.27	
	5	TO-252-5S(A)	6.5	6.5	1.4	1.27	
	9	TO-252-9S	6.5	6.5	1.4	0.65	
	Non-lead type	6	6-Pin HSON(A)	3.0	2.9	0.9	0.95
		4	SNT-4A	1.6	1.2	0.5	0.65
		6	SNT-6A	1.8	1.57	0.5	0.5
		6	SNT-6A(H)	1.8	1.57	0.5	0.5
		8	SNT-8A	2.46	1.97	0.5	0.5
		4	HSNT-4(0808)	0.8	0.8	0.4	0.4
4		HSNT-4(0808)B	0.8	0.8	0.41	0.4	
4		HSNT-4(1010)	1.0	1.0	0.4	0.65	
4		HSNT-4(1010)B	1.0	1.0	0.41	0.65	
6		HSNT-6A	2.46	1.96	0.5	0.5	
6		HSNT-6(1212)	1.2	1.2	0.4	0.4	
6		HSNT-6D (HSNT-6(1618))	1.8	1.6	0.4	0.5	
6		HSNT-6(2025)	2.46	1.96	0.5	0.5	
8		HSNT-8(1616)	1.6	1.6	0.4	0.4	
8		HSNT-8(1616)B	1.6	1.6	0.41	0.4	
8		HSNT-8(2030)	3.0	2.0	0.5	0.5	
6		DFN-6(1414)A	1.4	1.4	0.6	0.5	
6		DFN-6(1518)A	1.8	1.5	0.33	0.5	
8		DFN-8(1616)A	1.6	1.6	0.6	0.4	
8		DFN-8(2020)A	2.0	2.0	0.6	0.5	
8		DFN-8(2030)	3.0	2.0	0.5	0.5	
8		DFN-8(2030)A	3.0	2.0	0.6	0.5	
8		DFN-8(2030)B	3.0	2.0	0.8	0.5	

Remarks 1. For more details, please refer to our website. [Package List on ablic.com](http://ablic.com)

2. Please contact our sales representatives regarding WLP package products.



Notes

- The information herein is subject to change without notice.
- Neither reproduction, duplication nor unauthorized use of this catalog in whole or part is allowed without the prior written approval of ABLIC Inc.
- The colors of the products reproduced herein ("Products") may be different from the actual colors. Check colors on actual products before using the Products.
- Circuits and respective application methods described herein are for reference only. ABLIC Inc. shall not be liable for any damages or losses resulting from any claim by third parties that any Products or application methods described herein infringe any right intellectual property right. All intellectual property rights with respect to the Products belong exclusively to ABLIC Inc.
ABLIC Inc. does not grant users of the Products any right or license to the Products hereunder.
- When Products include Strategic Products (or Services) stipulated in the Foreign Exchange and Trade Control Law, they shall not be exported without permission of governmental authorities.
- The Products cannot be used as part of any device or equipment which influences the human body or requires a significantly high reliability, such as physical exercise equipment, medical equipment, disaster prevention equipment, gas related equipment, vehicles, in-vehicle equipment, aviation equipment, aerospace equipment, and nuclear-related equipment.
- The products described herein are not designed to be radiation-proof.
- Although ABLIC Inc. exerts the greatest possible effort to ensure high quality and reliability, the failure or malfunction of semiconductor products may occur. The user of these products should therefore give thorough consideration to safety design, including redundancy, fire-prevention measures, and malfunction prevention, to prevent any accidents, fires, or community damage that may ensue.