

Product Catalog

Memory ICs

2022



ABLIC Inc.

Features	Series Name	Page
General use Serial EEPROM (SPI, I²C, Microwire)		
2-WIRE SERIAL E ² PROM	S-24C02D/04D/08D/16D	5-3
2-WIRE SERIAL E ² PROM	S-24C32C/64C	5-4
2-WIRE SERIAL E ² PROM	S-24C128C	5-4
2-WIRE SERIAL E ² PROM	S-24C256C	5-5
2-WIRE SERIAL E ² PROM	S-24C512C	5-5
2-WIRE SERIAL E ² PROM	S-24CM01C	5-6
SPI SERIAL E ² PROM	S-25C010A/020A/040A	5-6
SPI SERIAL E ² PROM	S-25C080A	5-7
SPI SERIAL E ² PROM	S-25C160A	5-7
SPI SERIAL E ² PROM	S-25C320A/640A	5-8
SPI SERIAL E ² PROM	S-25C128A	5-8
SPI SERIAL E ² PROM	S-25C256A	5-9
SPI SERIAL E ² PROM	S-25C512A	5-9
SPI SERIAL E ² PROM	S-25CM01A	5-10
3-WIRE SERIAL E ² PROM	S-93C46C/56C/66C/76C/86C	5-10
EEPROM for DIMM (SPD)		
2-WIRE SERIAL E ² PROM FOR DIMM SERIAL PRESENCE DETECT	S-34C02B	5-11
2-WIRE SERIAL E ² PROM FOR DIMM SERIAL PRESENCE DETECT	S-34C04A	5-11
2-WIRE SERIAL E ² PROM WITH TEMPERATURE SENSOR FOR DIMM SERIAL PRESENCE DETECT	S-34TS04A	5-12
EEPROM for SSD (VPD)		
2-WIRE SERIAL E ² PROM WITH TEMPERATURE SENSOR	S-34TS04L	5-12
BUILT-IN ARP FUNCTION 2-WIRE SERIAL E ² PROM WITH TEMPERATURE SENSOR	S-585AA	5-13

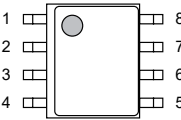
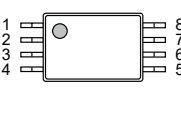
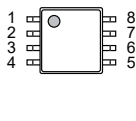
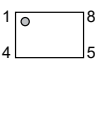

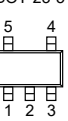
S-24C02D/04D/08D/16D

2-WIRE SERIAL E²PROM

Features

- Operation voltage range
 - Read: 1.7 V to 5.5 V
 - Write: 1.7 V to 5.5 V
- Operation frequency:
 - 1.0 MHz max. ($V_{CC} = 2.5\text{ V to }5.5\text{ V}$)
 - 400 kHz max. ($V_{CC} = 1.7\text{ V to }5.5\text{ V}$)
- Write time: 5.0 ms max.
- Page write
 - S-24C02D: 8 bytes / page
 - S-24C04D: 16 bytes / page
 - S-24C08D: 16 bytes / page
 - S-24C16D: 16 bytes / page
- Sequential read
- Noise suppression: Schmitt trigger and noise filter on input pins (SCL, SDA)
- Write protect function during low power supply voltage
- Endurance: 10^6 cycle / word*1 ($T_a = +25^\circ\text{C}$)
- Data retention: 100 years ($T_a = +25^\circ\text{C}$)
- Memory capacity
 - S-24C02D: 2 K-bit
 - S-24C04D: 4 K-bit
 - S-24C08D: 8 K-bit
 - S-24C16D: 16 K-bit
- Write protect: 100%
- Initial delivery state: FFh
- Operation temperature range: $T_a = -40^\circ\text{C to }+85^\circ\text{C}$
- Lead-free (Sn 100%), halogen-free

*1. For each address (Word: 8-bit)

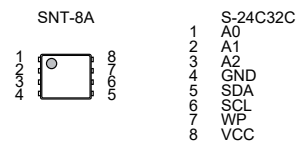
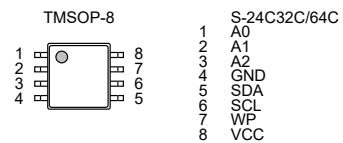
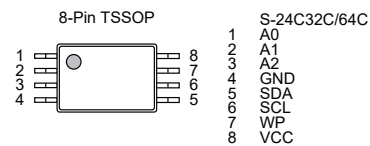
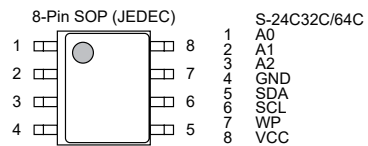
Package	S-24C02D	S-24C04D	S-24C08D	S-24C16D
8-Pin SOP (JEDEC) 	1 A0 2 A1 3 A2 4 GND 5 SDA 6 SCL 7 WP 8 VCC	1 NC 2 A1 3 A2 4 GND 5 SDA 6 SCL 7 WP 8 VCC	1 NC 2 NC 3 A2 4 GND 5 SDA 6 SCL 7 WP 8 VCC	1 NC 2 NC 3 NC 4 GND 5 SDA 6 SCL 7 WP 8 VCC
8-Pin TSSOP 	1 A0 2 A1 3 A2 4 GND 5 SDA 6 SCL 7 WP 8 VCC	1 NC 2 A1 3 A2 4 GND 5 SDA 6 SCL 7 WP 8 VCC	1 NC 2 NC 3 A2 4 GND 5 SDA 6 SCL 7 WP 8 VCC	1 NC 2 NC 3 NC 4 GND 5 SDA 6 SCL 7 WP 8 VCC
TMSOP-8 	1 A0 2 A1 3 A2 4 GND 5 SDA 6 SCL 7 WP 8 VCC	1 NC 2 A1 3 A2 4 GND 5 SDA 6 SCL 7 WP 8 VCC	1 NC 2 NC 3 A2 4 GND 5 SDA 6 SCL 7 WP 8 VCC	1 NC 2 NC 3 NC 4 GND 5 SDA 6 SCL 7 WP 8 VCC
DFN-8(2030) 	1 A0 2 A1 3 A2 4 GND 5 SDA 6 SCL 7 WP 8 VCC	1 NC 2 A1 3 A2 4 GND 5 SDA 6 SCL 7 WP 8 VCC	1 NC 2 NC 3 A2 4 GND 5 SDA 6 SCL 7 WP 8 VCC	1 NC 2 NC 3 NC 4 GND 5 SDA 6 SCL 7 WP 8 VCC
SNT-8A 	1 A0 2 A1 3 A2 4 GND 5 SDA 6 SCL 7 WP 8 VCC	1 NC 2 A1 3 A2 4 GND 5 SDA 6 SCL 7 WP 8 VCC	1 NC 2 NC 3 A2 4 GND 5 SDA 6 SCL 7 WP 8 VCC	1 NC 2 NC 3 NC 4 GND 5 SDA 6 SCL 7 WP 8 VCC
SOT-23-5 	1 SCL 2 GND 3 SDA 4 VCC 5 WP			

S-24C32C/64C**2-WIRE SERIAL E²PROM****● Features**

- Operating voltage range Read: 1.6 V to 5.5 V
Write: 1.7 V to 5.5 V
- Page write: 32 bytes / page
- Sequential read
- Operation frequency: 400 kHz ($V_{CC} = 1.6 \text{ V to } 5.5 \text{ V}$)
- Write time: 5.0 ms max.
- Noise suppression: Schmitt trigger and noise filter on input pins (SCL, SDA)
- Write protect function during the low power supply voltage
- Endurance: 10^6 cycles / word^{*1} ($T_a = +25^\circ\text{C}$)
- Data retention: 100 years ($T_a = +25^\circ\text{C}$)
- Memory capacity S-24C32C: 32 K-bit
S-24C64C: 64 K-bit
- Write protect: 100%
- Initial shipment data: FFh
- Lead-free (Sn 100%), halogen-free^{*2}

*1. For each address (Word: 8-bit)

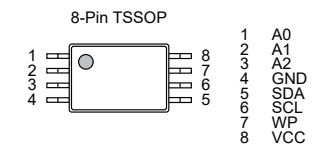
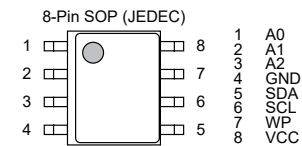
*2. Refer to "■ Product Name Structure" for details.

**S-24C128C****2-WIRE SERIAL E²PROM****● Features**

- Operating voltage range Read: 1.6 V to 5.5 V
Write: 1.7 V to 5.5 V
- Page write: 64 bytes / page
- Sequential read
- Operation frequency: 400 kHz ($V_{CC} = 1.6 \text{ V to } 5.5 \text{ V}$)
- Write time: 5.0 ms max.
- Noise suppression: Schmitt trigger and noise filter on input pins (SCL, SDA)
- Write protect function during the low power supply voltage
- Endurance: 10^6 cycles / word^{*1} ($T_a = +25^\circ\text{C}$)
- Data retention: 100 years ($T_a = +25^\circ\text{C}$)
- Memory capacity: 128 K-bit
- Write protect: 100%
- Initial shipment data: FFh
- Lead-free (Sn 100%), halogen-free^{*2}

*1. For each address (Word: 8-bit)

*2. Refer to "■ Product Name Structure" for details.



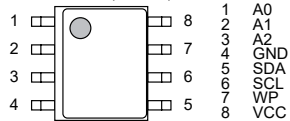
S-24C256C**2-WIRE SERIAL E²PROM****● Features**

- Operating voltage range: Read: 1.6 V to 5.5 V
Write: 1.7 V to 5.5 V
- Page write: 64 bytes / page
- Sequential read
- Operation frequency: 1.0 MHz ($V_{CC} = 2.5\text{ V to }5.5\text{ V}$)
400 kHz ($V_{CC} = 1.6\text{ V to }2.5\text{ V}$)
- Write time: 5.0 ms max.
- Noise suppression: Schmitt trigger and noise filter on input pins (SCL, SDA)
- Write protect function during the low power supply voltage
- Endurance: 10^6 cycles / unit¹ ($T_a = +25^\circ\text{C}$)
- Data retention: 100 years ($T_a = +25^\circ\text{C}$)
- Memory capacity: 256 K-bit
- Write protect: 100%
- Initial shipment data: FFh
- Lead-free (Sn 100%), halogen-free²

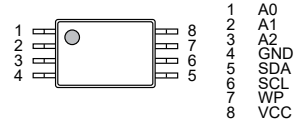
*1. For each unit (unit: the 4 bytes with the same address of W14 to W2)

*2. Refer to "■ Product Name Structure" for details.

8-Pin SOP (JEDEC)



8-Pin TSSOP

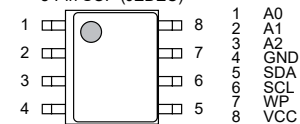
**S-24C512C****2-WIRE SERIAL E²PROM****● Features**

- Operating voltage range: Read: 1.6 V to 5.5 V
Write: 1.7 V to 5.5 V
- Page write: 128 bytes / page
- Sequential read
- Operation frequency: 1.0 MHz ($V_{CC} = 2.5\text{ V to }5.5\text{ V}$)
400 kHz ($V_{CC} = 1.6\text{ V to }2.5\text{ V}$)
- Write time: 5.0 ms max.
- Noise suppression: Schmitt trigger and noise filter on input pins (SCL, SDA)
- Write protect function during the low power supply voltage
- Endurance: 10^6 cycles / unit¹ ($T_a = +25^\circ\text{C}$)
- Data retention: 100 years ($T_a = +25^\circ\text{C}$)
- Memory capacity: 512 K-bit
- Write protect: 100%
- Initial shipment data: FFh
- Lead-free (Sn 100%), halogen-free²

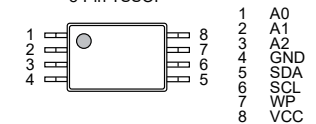
*1. For each unit (unit: the 4 bytes with the same address of W15 to W2)

*2. Refer to "■ Product Name Structure" for details.

8-Pin SOP (JEDEC)



8-Pin TSSOP

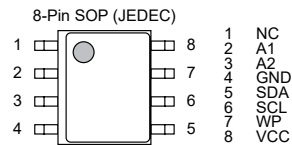


S-24CM01C**2-WIRE SERIAL E²PROM****● Features**

- Operating voltage range: Read: 1.6 V to 5.5 V
Write: 1.7 V to 5.5 V
- Page write: 256 bytes / page
- Sequential read
- Operation frequency: 1.0 MHz ($V_{CC} = 2.5\text{ V to }5.5\text{ V}$)
400 kHz ($V_{CC} = 1.6\text{ V to }2.5\text{ V}$)
- Write time: 5.0 ms max.
- Noise suppression: Schmitt trigger and noise filter on input pins (SCL, SDA)
- Write protect function during the low power supply voltage
- Endurance: 10^6 cycles / unit^{*1} ($T_a = +25^\circ\text{C}$)
- Data retention: 100 years ($T_a = +25^\circ\text{C}$)
- Memory capacity: 1 M-bit
- Write protect: 100%
- Initial shipment data: FFh
- Lead-free (Sn 100%), halogen-free^{*2}

*1. For each unit (unit: the 4 bytes with the same address of P0, W15 to W2)

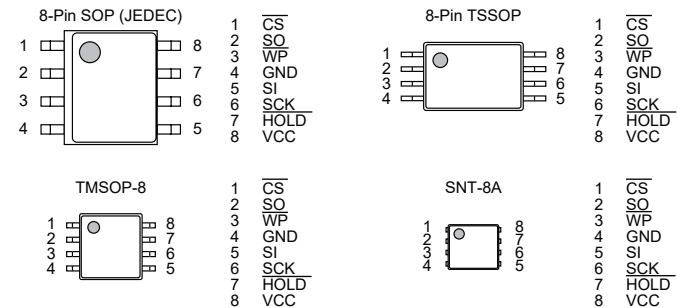
*2. Refer to "■ Product Name Structure" for details.

**S-25C010A/020A/040A****SPI SERIAL E²PROM****● Features**

- Operating voltage range: Read: 1.6 V to 5.5 V
Write: 1.7 V to 5.5 V
- Operation frequency: 5.0 MHz ($V_{CC} = 2.5\text{ V to }5.5\text{ V}$)
- Write time: 4.0 ms max.
- SPI mode (0, 0) and (1, 1)
- Page write: 16 bytes / page
- Sequential read
- Write protect: Software, Hardware
Protect area: 25%, 50%, 100%
- Monitors write to the memory by a status register
- Function to prevent malfunction by monitoring clock pulse
- Write protect function during the low power supply
- CMOS schmitt input ($\overline{\text{CS}}$, SCK, SI, $\overline{\text{WP}}$, HOLD)
- Endurance: 10^6 cycles / word^{*1} ($T_a = +25^\circ\text{C}$)
- Data retention: 100 years ($T_a = +25^\circ\text{C}$)
- Memory capacity: S-25C010A 1 K-bit
S-25C020A 2 K-bit
S-25C040A 4 K-bit
- Initial delivery state: FFh, BP1 = 0, BP0 = 0
- Operation temperature range: $T_a = -40^\circ\text{C to }+85^\circ\text{C}$
- Lead-free, Sn 100%, halogen-free^{*2}

*1. For each address (Word: 8-bit)

*2. Refer to "■ Product Name Structure" for details.



S-25C080A

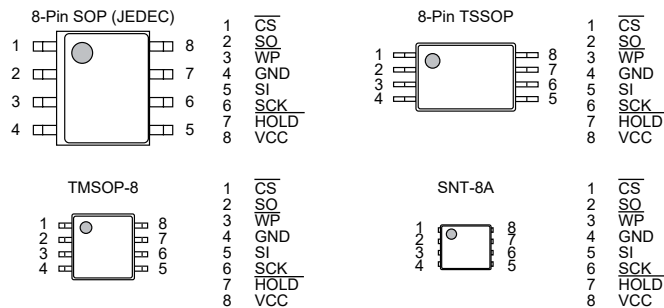
SPI SERIAL E²PROM

Features

- Operating voltage range: Read 1.6 V to 5.5 V
Write 1.7 V to 5.5 V
- Operation frequency: 5.0 MHz (V_{CC} = 2.5 V to 5.5 V)
- Write time: 4.0 ms max.
- SPI mode (0, 0) and (1, 1)
- Page write: 32 bytes / page
- Sequential read
- Write protect: Software, Hardware
- Protect area: 25%, 50%, 100%
- Monitors write to the memory by a status register
- Function to prevent malfunction by monitoring clock pulse
- Write protect function during the low power supply
- CMOS schmitt input (\overline{CS} , SCK, SI, \overline{WP} , \overline{HOLD})
- Endurance: 10⁶cycles / word*1 (Ta = +25°C)
- Data retention: 100 years (Ta = +25°C)
- Memory capacity: 8 K-bit
- Initial delivery state: FFh, SRWD = 0, BP1 = 0, BP0 = 0
- Operation temperature range: Ta = -40°C to +85°C
- Lead-free, Sn 100%, halogen-free*2

*1. For each address (Word: 8-bit)

*2. Refer to "■ Product Name Structure" for details.



S-25C160A

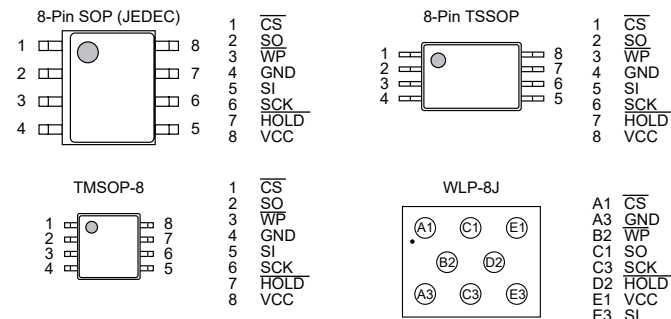
SPI SERIAL E²PROM

Features

- Operating voltage range: Read 1.6 V to 5.5 V
Write 1.7 V to 5.5 V
- Operation frequency: 5.0 MHz (V_{CC} = 2.5 V to 5.5 V)
- Write time: 5.0 ms max.
- SPI mode (0, 0) and (1, 1)
- Page write: 32 bytes / page
- Sequential read
- Write protect: Software, Hardware
- Protect area: 25%, 50%, 100%
- Monitors write to the memory by a status register
- Function to prevent malfunction by monitoring clock pulse
- Write protect function during the low power supply
- CMOS schmitt input (\overline{CS} , SCK, SI, \overline{WP} , \overline{HOLD})
- Endurance: 10⁶cycles / word*1 (Ta = +25°C)
- Data retention: 100 years (Ta = +25°C)
- Memory capacity: 16 K-bit
- Initial delivery state: FFh, SRWD = 0, BP1 = 0, BP0 = 0
- Operation temperature range: Ta = -40°C to +85°C
- Lead-free, Sn 100%, halogen-free*2

*1. For each address (Word: 8-bit)

*2. Refer to "■ Product Name Structure" for details.



S-25C320A/640A

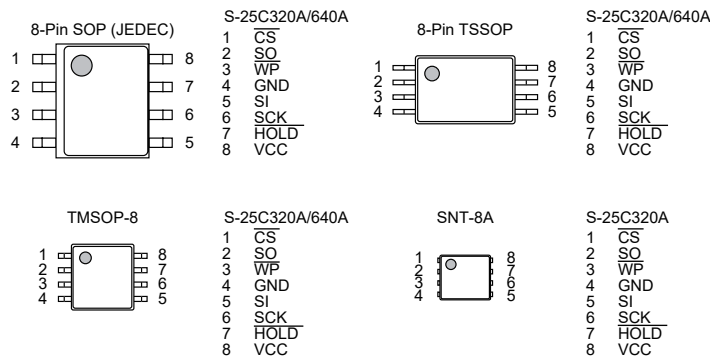
SPI SERIAL E²PROM

● Features

- Operating voltage range: Read 1.6 V to 5.5 V
Write 1.7 V to 5.5 V
- Operation frequency: 5.0 MHz ($V_{CC} = 2.5 V$ to 5.5 V)
- Write time: 5.0 ms max.
- SPI mode (0, 0) and (1, 1)
- Page write: 32 bytes / page
- Sequential read
- Write protect: Software, Hardware
- Protect area: 25%, 50%, 100%
- Monitors Write to the memory by a status register
- Function to prevent malfunction by monitoring clock pulse
- Write protect function during the low power supply voltage
- CMOS schmitt input (\overline{CS} , SCK, SI, \overline{WP} , \overline{HOLD})
- Endurance: 10^6 cycles / word*1 ($T_a = +25^\circ C$)
- Data retention: 100 years ($T_a = +25^\circ C$)
- Memory capacity: S-25C320A 32 K-bit
S-25C640A 64 K-bit
- Initial delivery state: FFh, SRWD = 0, BP1 = 0, BP0 = 0
- Operation temperature range: $T_a = -40^\circ C$ to $+85^\circ C$
- Lead-free (Sn 100%), halogen-free*2

*1. For each address (Word: 8-bit)

*2. Refer to "■ Product Name Structure" for details.



S-25C128A

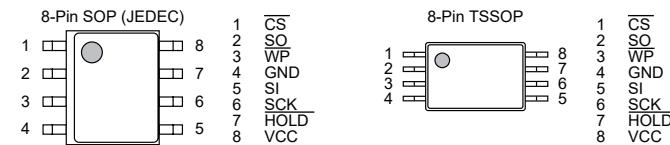
SPI SERIAL E²PROM

● Features

- Operating voltage range: Read 1.6 V to 5.5 V
Write 1.7 V to 5.5 V
- Operation frequency: 5.0 MHz ($V_{CC} = 2.5 V$ to 5.5 V)
- Write time: 5.0 ms max.
- SPI mode (0, 0) and (1, 1)
- Page write: 64 bytes / page
- Sequential read
- Write protect: Software, Hardware
- Protect area: 25%, 50%, 100%
- Monitors write to the memory by a status register
- Function to prevent malfunction by monitoring clock pulse
- Write protect function during the low power supply voltage
- CMOS schmitt input (\overline{CS} , SCK, SI, \overline{WP} , \overline{HOLD})
- Endurance: 10^6 cycles / word*1 ($T_a = +25^\circ C$)
- Data retention: 100 years ($T_a = +25^\circ C$)
- Memory capacity: 128 K-bit
- Initial delivery state: FFh, SRWD = 0, BP1 = 0, BP0 = 0
- Operation temperature range: $T_a = -40^\circ C$ to $+85^\circ C$
- Lead-free (Sn 100%), halogen-free*2

*1. For each address (Word: 8-bit)

*2. Refer to "■ Product Name Structure" for details.



S-25C256A

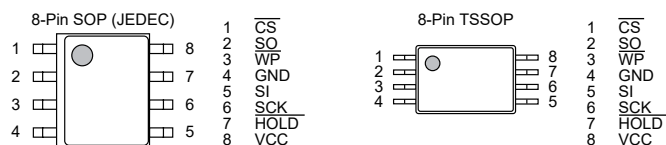
SPI SERIAL E²PROM

● Features

- Operating voltage range: Read 1.6 V to 5.5 V
Write 1.7 V to 5.5 V
- Operation frequency: 10.0 MHz ($V_{CC} = 2.5 \text{ V to } 5.5 \text{ V}$)
- Write time: 5.0 ms max.
- SPI mode (0, 0) and (1, 1)
- Page write: 64 bytes / page
- Sequential read
- Write protect: Software, Hardware
- Protect area: 25%, 50%, 100%
- Monitors write to the memory by a status register
- Function to prevent malfunction by monitoring clock pulse
- Write protect function during the low power supply voltage
- CMOS schmitt input (\overline{CS} , SCK, SI, \overline{WP} , \overline{HOLD})
- Endurance: 10^6 cycles / unit^{*1} ($T_a = +25^\circ\text{C}$)
- Data retention: 100 years ($T_a = +25^\circ\text{C}$)
- Memory capacity: 256 K-bit
- Initial delivery state: FFh, SRWD = 0, BP1 = 0, BP0 = 0
- Operation temperature range: $T_a = -40^\circ\text{C to } +85^\circ\text{C}$
- Lead-free (Sn 100%), halogen-free^{*2}

*1. For each unit (unit: the 4 bytes with the same address of A14 to A2)

*2. Refer to "■ Product Name Structure" for details.



S-25C512A

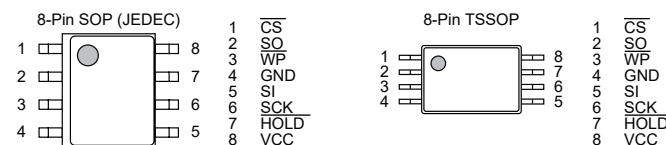
SPI SERIAL E²PROM

● Features

- Operating voltage range: Read 1.6 V to 5.5 V
Write 1.7 V to 5.5 V
- Operation frequency: 10.0 MHz ($V_{CC} = 2.5 \text{ V to } 5.5 \text{ V}$)
- Write time: 5.0 ms max.
- SPI mode (0, 0) and (1, 1)
- Page write: 128 bytes / page
- Sequential read
- Write protect: Software, Hardware
- Protect area: 25%, 50%, 100%
- Monitors write to the memory by a status register
- Function to prevent malfunction by monitoring clock pulse
- Write protect function during the low power supply voltage
- CMOS schmitt input (\overline{CS} , SCK, SI, \overline{WP} , \overline{HOLD})
- Endurance: 10^6 cycles / unit^{*1} ($T_a = +25^\circ\text{C}$)
- Data retention: 100 years ($T_a = +25^\circ\text{C}$)
- Memory capacity: 512 K-bit
- Initial delivery state: FFh, SRWD = 0, BP1 = 0, BP0 = 0
- Operation temperature range: $T_a = -40^\circ\text{C to } +85^\circ\text{C}$
- Lead-free (Sn 100%), halogen-free^{*2}

*1. For each unit (unit: the 4 bytes with the same address of A15 to A2)

*2. Refer to "■ Product Name Structure" for details.



S-25CM01A

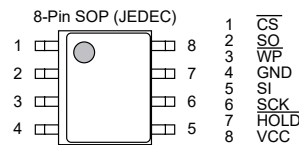
SPI SERIAL E²PROM

● Features

- Operating voltage range:

Read	1.6 V to 5.5 V
Write	1.7 V to 5.5 V
- Operation frequency: 10.0 MHz (V_{CC} = 2.5 V to 5.5 V)
- Write time: 5.0 ms max.
- SPI mode (0, 0) and (1, 1)
- Page write: 256 bytes / page
- Sequential read
- Write protect: Software, Hardware
- Protect area: 25%, 50%, 100%
- Monitors write to the memory by a status register
- Function to prevent malfunction by monitoring clock pulse
- Write protect function during the low power supply voltage
- CMOS schmitt input (\overline{CS} , SCK, SI, \overline{WP} , \overline{HOLD})
- Endurance: 10⁶ cycles / unit^{*1} (Ta = +25°C)
- Data retention: 100 years (Ta = +25°C)
- Memory capacity: 1 M-bit
- Initial delivery state: FFh, SRWD = 0, BP1 = 0, BP0 = 0
- Operation temperature range: Ta = -40°C to +85°C
- Lead-free (Sn 100%), halogen-free^{*2}

*1. For each unit (unit: the 4 bytes with the same address of A16 to A2)
 *2. Refer to "■ Product Name Structure" for details.



S-93C46C/56C/66C/76C/86C

3-WIRE SERIAL E²PROM

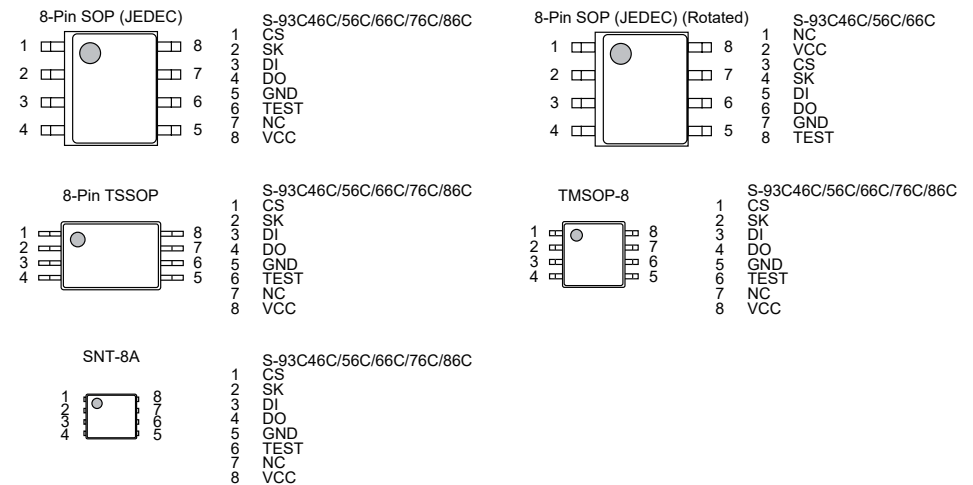
● Features

- Memory capacity

S-93C46C:	1 K-bit (64-word × 16-bit)
S-93C56C:	2 K-bit (128-word × 16-bit)
S-93C66C:	4 K-bit (256-word × 16-bit)
S-93C76C:	8 K-bit (512-word × 16-bit)
S-93C86C:	16 K-bit (1024-word × 16-bit)
- Operation voltage range

Read:	1.6 V to 5.5 V
Write:	1.8 V to 5.5 V
- Operation frequency: 2.0 MHz max.
- Write time: 4.0 ms max.
- Sequential read
- Write protect function during the low power supply voltage
- Function to protect against write due to erroneous instruction recognition
- Endurance: 10⁶ cycle / word^{*1} (Ta = +85°C)
- Data retention: 100 years (Ta = +25°C)
50 years (Ta = +85°C)
- Initial delivery state: FFFFh
- Operation temperature range: Ta = -40°C to +85°C
- Lead-free (Sn 100%), halogen-free

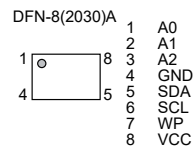
*1. For each address (Word: 16-bit)



S-34C02B**2-WIRE SERIAL E²PROM
FOR DIMM SERIAL PRESENCE DETECT****● Features**

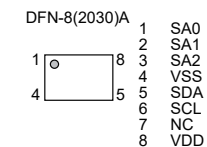
- Operation voltage range
Read: 1.7 V to 5.5 V
Write: 1.7 V to 5.5 V
- Operation frequency:
400 kHz max. ($V_{CC} = 1.7\text{ V to }5.5\text{ V}$)
- Write time: 5.0 ms max.
- Page write: 16 bytes / page
- Sequential read
- Noise suppression:
Schmitt trigger and noise filter on input pins (SCL, SDA)
- Write protect function during low power supply voltage
- Endurance: 10^6 cycle / word*1 ($T_a = +25^\circ\text{C}$)
- Data retention: 100 years ($T_a = +25^\circ\text{C}$)
- Memory capacity: 2 K-bit
- Initial delivery state: FFh
- Operation temperature range: $T_a = -40^\circ\text{C to }+85^\circ\text{C}$
- Write protect:
Hardware protect 100%
(addresses 00h to FFh)
Software protect for the lower address of 50%
(addresses 00h to 7Fh)
- Lead-free (Sn 100%), halogen-free

*1. For each address (Word: 8-bit)

**S-34C04A****2-WIRE SERIAL E²PROM
FOR DIMM SERIAL PRESENCE DETECT****● Features**

- Page write: 16 bytes / page
- Sequential read
- Write protect function during low power supply voltage
- Write protect:
Individual software data protection for each of four 128-byte blocks
- Endurance: 10^6 cycle / word*1 ($T_a = +25^\circ\text{C}$)
- Data retention: 100 years ($T_a = +25^\circ\text{C}$)
- Memory capacity: 4 K-bit
- Initial delivery state: FFh
- JEDEC standard compliant: EE1004-1
- Current consumption:
Standby mode: 3.0 μA max.
Read operation mode: 0.4 mA max.
Write operation mode: 2.0 mA max.
- Operation voltage range: 1.7 V to 3.6 V
- Operation frequency: 1.0 MHz max. ($V_{DD} = 2.2\text{ V to }3.6\text{ V}$)
400 kHz max. ($V_{DD} = 1.7\text{ V to }3.6\text{ V}$)
- Noise suppression: Schmitt trigger and noise filter on input pins (SCL, SDA)
- Operation temperature range: $T_a = -20^\circ\text{C to }+125^\circ\text{C}$
- Lead-free (Sn 100%), halogen-free

*1. For each address (Word: 8-bit)



S-34TS04A**2-WIRE SERIAL E²PROM
WITH TEMPERATURE SENSOR
FOR DIMM SERIAL PRESENCE DETECT****● Features****E²PROM block**

- Page write: 16 bytes / page
- Sequential read
- Write protect function during low power supply voltage
- Write protect: Individual software data protection for each of four 128-byte blocks
- Endurance: 10⁶ cycle / word*1 (Ta = +25°C)
- Data retention: 100 years (Ta = +25°C)
- Memory capacity: 4 K-bit
- Initial delivery state: FFh

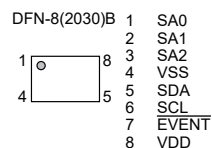
Temperature sensor block

- Temperature accuracy: 0.5°C typ. (Ta = +75°C to +95°C)
1.0°C typ. (Ta = +40°C to +125°C)
- Temperature sample rate: 8 samples / s min.
- Selectable hysteresis width: No hysteresis, 1.5°C, 3.0°C, 6.0°C

Overall

- JEDEC standard compliant: TSE2004B2
- Current consumption:
 - E²PROM in standby mode and temperature sensor in shutdown mode: 3.0 μA max.
 - E²PROM in standby mode and temperature sensor in active mode: 0.1 mA max.
 - E²PROM in read operation mode and temperature sensor in active mode: 0.4 mA max.
 - E²PROM in write operation mode and temperature sensor in active mode: 2.0 mA max.
- Operation voltage range: 2.2 V to 3.6 V
- Operation frequency: 1.0 MHz max. (V_{DD} = 2.2 V to 3.6 V)
- Noise suppression: Schmitt trigger and noise filter on input pins (SCL, SDA)
- Operation temperature range: Ta = -20°C to +125°C
- Lead-free (Sn 100%), halogen-free

*1. For each address (Word: 8-bit)

**S-34TS04L****2-WIRE SERIAL E²PROM
WITH TEMPERATURE SENSOR****● Features****E²PROM block**

- Page write: 16 bytes / page
- Sequential read
- Write protect function during low power supply voltage
- Write protect: Individual software data protection for each of four 128-byte blocks
- Endurance: 10⁶ cycle / word*1 (Ta = +25°C)
- Data retention: 100 years (Ta = +25°C)
- Memory capacity: 4 K-bit
- Initial delivery state: FFh

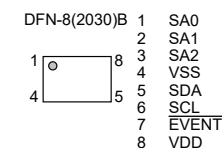
Temperature sensor block

- Temperature accuracy: 0.5°C typ. (Ta = +75°C to +95°C)
1.0°C typ. (Ta = +40°C to +125°C)
- Temperature sample rate: 8 samples / s min.
- Selectable hysteresis width: No hysteresis, 1.5°C, 3.0°C, 6.0°C

Overall

- Current consumption:
 - E²PROM in standby mode and temperature sensor in shutdown mode: 3.0 μA max.
 - E²PROM in standby mode and temperature sensor in active mode: 0.1 mA max.
 - E²PROM in read operation mode and temperature sensor in active mode: 0.4 mA max.
 - E²PROM in write operation mode and temperature sensor in active mode: 2.0 mA max.
- Operation voltage range: 1.7 V to 3.6 V
- Operation frequency: 1.0 MHz max. (V_{DD} = 2.2 V to 3.6 V)
- Noise suppression: Schmitt trigger and noise filter on input pins (SCL, SDA)
- Supported SMBus timeout function
- Operation temperature range: Ta = -20°C to +125°C
- Lead-free (Sn 100%), halogen-free

*1. For each address (Word: 8-bit)



S-585AA**BUILT-IN ARP FUNCTION
2-WIRE SERIAL E²PROM
WITH TEMPERATURE SENSOR****● Features****E²PROM block**

- Page write: 16 bytes / page
- Sequential read
- Write protect function during low power supply voltage
- Write protect: Individual software data protection for each of four 128-byte blocks
- Endurance: 10⁶ cycle / word*1 (Ta = +25°C)
- Data retention: 100 years (Ta = +25°C)
- Memory capacity: 4 K-bit
- Initial delivery state: FFh

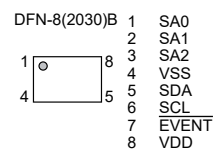
Temperature sensor block

- Temperature accuracy: ±0.25°C typ. / ±1.0°C max. (Ta = 0°C to +85°C)
±0.25°C typ. / ±1.5°C max. (Ta = -40°C to +125°C)
- Temperature sample rate: 8 samples / s min.
- Selectable hysteresis width: No hysteresis, 1.5°C, 3.0°C, 6.0°C

Overall

- Support for SMBus ARP function
- Support for Alert Response Address function (ARA)
- Support for Default Slave Address (DSA)
- Current consumption:
 - E²PROM in standby mode and temperature sensor in shutdown mode: 3.0 μA max.
 - E²PROM in standby mode and temperature sensor in active mode: 0.1 mA max.
 - E²PROM in read operation mode and temperature sensor in active mode: 0.4 mA max.
 - E²PROM in write operation mode and temperature sensor in active mode: 2.0 mA max.
- Operation voltage range: 1.7 V to 3.6 V
- Operation frequency: 1.0 MHz max. (V_{DD} = 2.2 V to 3.6 V)
400 kHz max. (V_{DD} = 1.7 V to 3.6 V)
- Noise suppression: Schmitt trigger and noise filter on input pins (SCL, SDA)
- Operation temperature range: Ta = -40°C to +125°C
- Lead-free (Sn 100%), halogen-free

*1. For each address (Word: 8-bit)

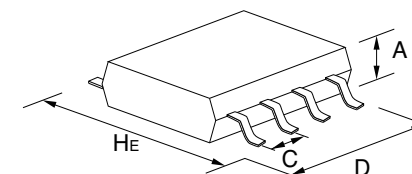


Package List

Package Type	Pin Count	Package Name	Package Size (mm)			Pitch (mm)
			H _E	D	A (max.)	C
Lead insertion type	3	TO-92	7.0	5.2	4.2	2.5/1.27
	3	TO-92S	4.95	4.1	1.62	2.5/1.27
Flat-lead type	3	SOT-89-3	4.0	4.5	1.6	1.5
	5	SOT-89-5	4.5	4.5	1.6	1.5
Gull-wing type	4	SC-82AB	2.1	2.0	1.1	1.3
	5	SC-88A	2.1	2.0	1.1	0.65
	3	SOT-23-3	2.8	2.9	1.3	1.9
	3	SOT-23-3S	2.8	2.9	1.2	1.9
	3	TSOT-23-3S	2.85	2.9	0.8	1.9
	5	SOT-23-5	2.8	2.9	1.3	0.95
	6	SOT-23-6	2.8	2.9	1.35	0.95
	6	SOT-23-6W	2.8	2.9	1.3	0.95
	8	8-Pin SOP (JEDEC)	6.0	5.02	1.75	1.27
	8	8-Pin TSSOP	6.4	3.0	1.1	0.65
	8	8-Pin TSSOP	6.4	3.0	1.1	0.65
	16	16-Pin TSSOP	6.4	5.1	1.1	0.65
	20	20-Pin TSSOP	6.4	6.5	1.2	0.65
	24	24-Pin SSOP	7.6	7.9	1.4	0.65
	8	TMSOP-8	4.0	2.9	0.8	0.65
	8	HTMSOP-8	4.0	2.9	0.8	0.65
	16	HTSSOP-16	6.4	5.12	1.1	0.65
	6	HSOP-6	6.0	5.02	1.75	1.91
	8	HSOP-8A	6.0	5.02	1.68	1.27
	8	HSOP-8A	6.0	5.02	1.65	1.27
	8	HSOP-8Q	6.0	5.02	1.68	1.27
	5	TO-252-5S(A)	6.5	6.5	1.4	1.27
	9	TO-252-9S	6.5	6.5	1.4	0.65

Package Type	Pin Count	Package Name	Package Size (mm)			Pitch (mm)
			H _E	D	A (max.)	C
Non-lead type	6	6-Pin HSON(A)	3.0	2.9	0.9	0.95
	6	SON-6C	2.55	1.56	0.65	0.5
	4	SNT-4A	1.6	1.2	0.5	0.65
	6	SNT-6A SNT-6A(H)	1.8	1.57	0.5	0.5
	8	SNT-8A	2.46	1.97	0.5	0.5
	4	HSNT-4(0808)	0.8	0.8	0.4	0.4
	4	HSNT-4(0808)B	0.8	0.8	0.41	0.4
	4	HSNT-4(1010)	1.0	1.0	0.4	0.65
	4	HSNT-4(1010)B	1.0	1.0	0.41	0.65
	6	HSNT-6(1212)	1.2	1.2	0.4	0.4
	6	HSNT-6A	2.46	1.96	0.5	0.5
	6	HSNT-6(2025)	2.46	1.96	0.5	0.5
	8	HSNT-8(1616)	1.6	1.6	0.4	0.4
	8	HSNT-8(2030)	3.0	2.0	0.5	0.5
	6	DFN-6(1414)A	1.4	1.4	0.6	0.5
	6	DFN-6(1518)A	1.8	1.5	0.33	0.5
	8	DFN-8(1616)A	1.6	1.6	0.6	0.4
	8	DFN-8(2030)	3.0	2.0	0.5	0.5
	8	DFN-8(2030)A	3.0	2.0	0.6	0.5
	8	DFN-8(2030)B	3.0	2.0	0.8	0.5

Remark Please contact our sales representatives regarding WLP package products.



- The information herein is subject to change without notice.
- Neither reproduction, duplication nor unauthorized use of this catalog in whole or part is allowed without the prior written approval of ABLIC Inc.
- The colors of the products reproduced herein ("Products") may be different from the actual colors. Check colors on actual products before using the Products.
- Circuits and respective application methods described herein are for reference only. ABLIC Inc. shall not be liable for any damages or losses resulting from any claim by third parties that any Products or application methods described herein infringe any right intellectual property right. All intellectual property rights with respect to the Products belong exclusively to ABLIC Inc. ABLIC Inc. does not grant users of the Products any right or license to the Products hereunder.
- When Products include Strategic Products (or Services) stipulated in the Foreign Exchange and Trade Control Law, they shall not be exported without permission of governmental authorities.
- The Products cannot be used as part of any device or equipment which influences the human body or requires a significantly high reliability, such as physical exercise equipment, medical equipment, disaster prevention equipment, gas related equipment, vehicles, in-vehicle equipment, aviation equipment, aerospace equipment, and nuclear-related equipment.
- The products described herein are not designed to be radiation-proof.
- Although ABLIC Inc. exerts the greatest possible effort to ensure high quality and reliability, the failure or malfunction of semiconductor products may occur. The user of these products should therefore give thorough consideration to safety design, including redundancy, fire-prevention measures, and malfunction prevention, to prevent any accidents, fires, or community damage that may ensue.



Smaller footprint. Energy efficiency. Safe, reliable, dependable.
ABLIC world class watch manufacturing yielded ultra low current consumption, low voltage operation, and super-small package technology for ABLIC's solutions.
Fine craftsmanship delivering the highest quality and reliability semiconductor products meeting and exceeding industry standards for automotive, consumer, and other demanding applications. ABLIC's solutions - moving technology forward.



ABLIC Inc.
www.ablic.com

Contact us
www.ablic.com/en/semicon/sales



Released in March 2022

ABLIC Inc. is a group company of MinebeaMitsumi Inc.



(Specifications are subject to change without notice.)