

Product Catalog

Switching Regulators (DC-DC Converters),
Boost Charge Pumps, Composite ICs

2022

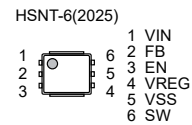
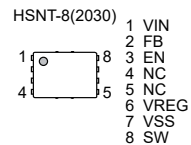
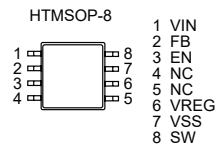


ABLIC Inc.

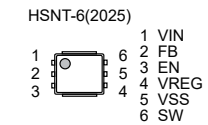
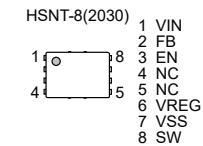
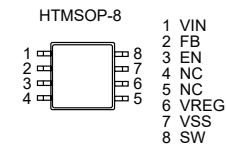
Features	Series Name	Page
Switching Regulators (DC-DC Converters)		
36 V INPUT, 600 mA SYNCHRONOUS STEP-DOWN SWITCHING REGULATOR	S-8580AA/8580AB/8581AA/8581AB Series	3-3
36 V INPUT, 600 mA SYNCHRONOUS STEP-DOWN SWITCHING REGULATOR	S-8580AC/8580AD/8581AC/8581AD Series	3-3
18 V INPUT, 600 mA SYNCHRONOUS STEP-DOWN SWITCHING REGULATOR	S-8590AA/8590AB/8591AA/8591AB Series	3-4
18 V INPUT, 600 mA SYNCHRONOUS STEP-DOWN SWITCHING REGULATOR	S-8590AC/8590AD/8591AC/8591AD Series	3-4
STEP-DOWN, SYNCHRONOUS PWM CONTROL SWITCHING REGULATOR CONTROLLER	S-8533 Series	3-5
STEP-DOWN, PWM CONTROL or PWM / PFM SWITCHABLE SWITCHING REGULATOR CONTROLLER	S-8520/8521 Series	3-5
5.6 V INPUT, 200 mA, LOW EMI, SYNCHRONOUS STEP-DOWN SWITCHING REGULATOR WITH 260 nA QUIESCENT CURRENT	S-85M1A Series (WLP product)	3-5
5.6 V INPUT, 50 mA, LOW EMI, SYNCHRONOUS STEP-DOWN SWITCHING REGULATOR WITH 260 nA QUIESCENT CURRENT	S-85M0A Series (WLP product)	3-6
STEP-DOWN, BUILT-IN FET, SYNCHRONOUS RECTIFICATION, PWM CONTROL SWITCHING REGULATORS	S-8550 Series	3-6
5.5 V INPUT, 200 mA SYNCHRONOUS STEP-DOWN SWITCHING REGULATOR WITH 10 μ A QUIESCENT CURRENT	S-85V1A Series	3-6
5.5 V INPUT, 200 mA SYNCHRONOUS STEP-DOWN SWITCHING REGULATOR WITH 260 nA QUIESCENT CURRENT	S-85S1A Series	3-7
SUPPLY VOLTAGE DIVIDED OUTPUT, 5.5 V INPUT, 200 mA SYNCHRONOUS STEP-DOWN SWITCHING REGULATOR WITH 260 nA QUIESCENT CURRENT	S-85S1P Series	3-7
5.5 V INPUT, 50 mA SYNCHRONOUS STEP-DOWN SWITCHING REGULATOR WITH 260 nA QUIESCENT CURRENT	S-85S0A Series	3-8
SUPPLY VOLTAGE DIVIDED OUTPUT, 5.5 V INPUT, 50 mA SYNCHRONOUS STEP-DOWN SWITCHING REGULATOR WITH 260 nA QUIESCENT CURRENT	S-85S0P Series	3-8
STEP-UP, SUPER-SMALL PACKAGE, 600 kHz, PWM CONTROL or PWM/PFM SWITCHABLE SWITCHING REGULATOR CONTROLLER	S-8355/56/57/58 Series	3-9
STEP-UP, BUILT-IN / EXTERNAL FET PFM CONTROL SWITCHING REGULATOR / SWITCHING REGULATOR CONTROLLER	S-8351/8352 Series	3-9
STEP-UP, PWM CONTROL or PWM / PFM SWITCHABLE BUILT-IN TRANSISTOR SWITCHING REGULATOR	S-8353/8354 Series	3-10
STEP-UP, FOR LCD BIAS SUPPLY, 1-CHANNEL, PWM CONTROL SWITCHING REGULATOR CONTROLLER	S-8333 Series	3-10
STEP-UP, 1.2 MHz HIGH-FREQUENCY, PWM CONTROL SWITCHING REGULATOR CONTROLLER	S-8337/8338 Series	3-11
STEP-UP, SUPER-SMALL PACKAGE, 1.2 MHz, PWM CONTROL or PWM/PFM SWITCHABLE SWITCHING REGULATOR CONTROLLER	S-8365/8366 Series	3-11
STEP-UP, SUPER-SMALL PACKAGE, 1.2 MHz, PWM/PFM SWITCHABLE SWITCHING REGULATOR	S-8363 Series	3-11
Boost Charge Pumps		
VOLTAGE REGULATION BOOST CHARGE PUMP DC-DC CONVERTER	S-8821 Series	3-12
Composite ICs		
BATTERY BACKUP SWITCHING IC	S-8424A Series	3-12

S-8580AA/8580AB/8581AA/8581AB Series**36 V INPUT, 600 mA SYNCHRONOUS
STEP-DOWN SWITCHING REGULATOR****● Features**

- Input voltage: 4.0 V to 36.0 V
- Output voltage (externally set): 2.5 V to 30.0 V (S-8580 Series)
2.5 V to 12.0 V (S-8581 Series)
- Output current: 600 mA
- FB pin voltage accuracy: $\pm 1.5\%$
- Efficiency: 91%
- Oscillation frequency: 2.2 MHz typ.
- Overcurrent protection function: 1.2 A typ. (pulse-by-pulse method)
- Thermal shutdown function: 170°C typ. (detection temperature)
- Short-circuit protection function: Hiccup control, Latch control
- 100% duty cycle operation:
- Soft-start function: 5.8 ms typ.
- Under voltage lockout function (UVLO): 3.35 V typ. (detection voltage)
- Input and output capacitors: Ceramic capacitor compatible
- Operation temperature range: $T_a = -40^\circ\text{C}$ to $+85^\circ\text{C}$
- Lead-free (Sn 100%), halogen-free

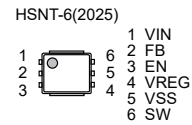
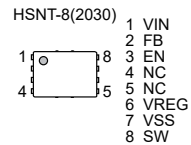
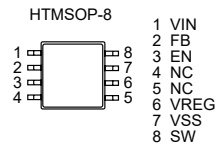
**S-8580AC/8580AD/8581AC/8581AD Series****36 V INPUT, 600 mA SYNCHRONOUS
STEP-DOWN SWITCHING REGULATOR****● Features**

- Input voltage: 4.0 V to 36.0 V
- Output voltage (externally set): 2.5 V to 12.0 V
- Output current: 600 mA
- FB pin voltage accuracy: $\pm 1.5\%$
- Efficiency: 95%
- Oscillation frequency: 400 kHz typ.
- Overcurrent protection function: 1.2 A typ. (pulse-by-pulse method)
- Thermal shutdown function: 170°C typ. (detection temperature)
- Short-circuit protection function: Hiccup control, Latch control
- 100% duty cycle operation:
- Soft-start function: 5.8 ms typ.
- Under voltage lockout function (UVLO): 3.35 V typ. (detection voltage)
- Input and output capacitors: Ceramic capacitor compatible
- Operation temperature range: $T_a = -40^\circ\text{C}$ to $+85^\circ\text{C}$
- Lead-free (Sn 100%), halogen-free

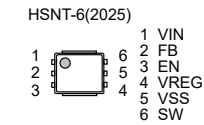
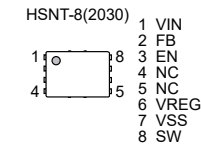
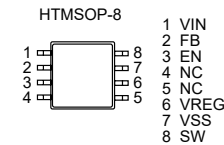


S-8590AA/8590AB/8591AA/8591AB Series**18 V INPUT, 600 mA SYNCHRONOUS
STEP-DOWN SWITCHING REGULATOR****● Features**

- Input voltage: 4.0 V to 18.0 V
- Output voltage (externally set): 1.0 V to 12.0 V
- Output current: 600 mA
- FB pin voltage accuracy: $\pm 1.5\%$
- Efficiency: 91%
- Oscillation frequency: 2.2 MHz typ.
- Overcurrent protection function: 1.2 A typ. (pulse-by-pulse method)
- Thermal shutdown function: 170°C typ. (detection temperature)
- Short-circuit protection function: Hiccup control, Latch control
- 100% duty cycle operation:
- Soft-start function: 5.8 ms typ.
- Under voltage lockout function (UVLO): 3.35 V typ. (detection voltage)
- Input and output capacitors: Ceramic capacitor compatible
- Operation temperature range: Ta = -40°C to +85°C
- Lead-free (Sn 100%), halogen-free

**S-8590AC/8590AD/8591AC/8591AD Series****18 V INPUT, 600 mA SYNCHRONOUS
STEP-DOWN SWITCHING REGULATOR****● Features**

- Input voltage: 4.0 V to 18.0 V
- Output voltage (externally set): 2.5 V to 12.0 V
- Output current: 600 mA
- FB pin voltage accuracy: $\pm 1.5\%$
- Efficiency: 95%
- Oscillation frequency: 400 kHz typ.
- Overcurrent protection function: 1.2 A typ. (pulse-by-pulse method)
- Thermal shutdown function: 170°C typ. (detection temperature)
- Short-circuit protection function: Hiccup control, Latch control
- 100% duty cycle operation:
- Soft-start function: 5.8 ms typ.
- Under voltage lockout function (UVLO): 3.35 V typ. (detection voltage)
- Input and output capacitors: Ceramic capacitor compatible
- Operation temperature range: Ta = -40°C to +85°C
- Lead-free (Sn 100%), halogen-free



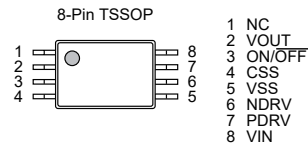
S-8533 Series

STEP-DOWN, SYNCHRONOUS PWM CONTROL SWITCHING REGULATOR CONTROLLER

Features

- Synchronous rectification system realizing high efficiency (typ. 94%)
- Use at maximum duty ratio = 100% and use of a battery up to maximum life is possible by using P-channel and N-channel power MOS FETs externally.
- Oscillation frequency : 300 kHz typ.
- Input voltage : 2.7 to 16.0 V
- Output voltage : 1.25 V
1.3 to 6.0 V, selectable in 0.1 V steps
- Output voltage accuracy : $\pm 2.0\%$
- Soft-start function set by an external capacitor (C_{SS})
- Shutdown function
- Lead-free, Sn 100%, halogen-free^{*1}

*1. Refer to "■ Product Name Structure" for details.



S-8520/8521 Series

STEP-DOWN, PWM CONTROL or PWM / PFM SWITCHABLE SWITCHING REGULATOR CONTROLLER

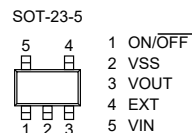
Features

- Low current consumption

During operation:	60 μ A max. (A, B types)
	21 μ A max. (C, D types)
	100 μ A max. (E, F types)
During shutdown:	0.5 μ A max.
- Input voltage: 2.5 V to 16 V (B, D, F types)
2.5 V to 10 V (A, C, E types)
- Output voltage: Selectable between 1.5 V and 6.0 V in 0.1 V step
- Duty ratio: 0% to 100% PWM control (S-8520 Series)
25% to 100% PWM / PFM switching control (S-8521 Series)
- External parts are Pch power MOS FET or PNP transistor, coil, diode, and capacitor only (When using PNP transistor, add base resistor and capacitor).
- Oscillation frequency: 180 kHz typ. (A, B types)
60 kHz typ. (C, D types)
300 kHz typ. (E, F types)
- Soft-start function: 8 ms. typ. (A, B types)
12 ms. typ. (C, D types)
4.5 ms. typ. (E, F types)
- With a shutdown function
- With a built-in overload protection circuit

Overload detection time:	4 ms. typ. (A type)
	14 ms. typ. (C type)
	2.6 ms. typ. (E type)
- Lead-free, Sn 100%, halogen-free^{*1}

*1. Refer to "■ Product Name Structure" for details.

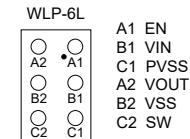


S-85M1A Series (WLP product)

5.6 V INPUT, 200 mA, LOW EMI, SYNCHRONOUS STEP-DOWN SWITCHING REGULATOR WITH 260 nA QUIESCENT CURRENT

Features

- Ultra low current consumption: 260 nA quiescent current
- Efficiency (when under 100 μ A load): 90.5%
- Fast transient response: COT control
- Input voltage: 2.2 V to 5.6 V
- Output voltage: 0.7 V to 2.5 V, in 0.05 V step
2.6 V to 3.9 V, in 0.1 V step
- Output voltage accuracy: $\pm 1.5\%$ ($1.0 \text{ V} \leq V_{\text{OUT}} \leq 3.9 \text{ V}$)
 $\pm 15 \text{ mV}$ ($0.7 \text{ V} \leq V_{\text{OUT}} < 1.0 \text{ V}$)
1.0 MHz (at PWM operation)
- Switching frequency: 360 m Ω
- High side power MOS FET on-resistance: 250 m Ω
- Low side power MOS FET on-resistance: 1 ms typ.
- Soft-start function: 1.8 V typ. (detection voltage)
- Under voltage lockout function (UVLO): 135°C typ. (detection temperature)
- Thermal shutdown function: 450 mA (at L = 2.2 μ H)
- Overcurrent protection function: Hiccup control
- Automatic recovery type short-circuit protection function: Unavailable
- Discharge shunt function: Available
(S-85M1A Series C type)
- Input and output capacitors: Ceramic capacitor compatible
- Operation temperature range: Ta = -40°C to +85°C
- Lead-free, halogen-free

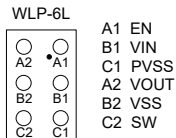


S-85M0A Series (WLP product)

5.6 V INPUT, 50 mA, LOW EMI, SYNCHRONOUS STEP-DOWN SWITCHING REGULATOR WITH 260 nA QUIESCENT CURRENT

Features

- Ultra low current consumption: 260 nA quiescent current
- Efficiency (when under 100 μ A load): 90.5%
- Fast transient response: COT control
- Input voltage: 2.2 V to 5.6 V
- Output voltage: 0.7 V to 2.5 V, in 0.05 V step
2.6 V to 3.9 V, in 0.1 V step
- Output voltage accuracy: $\pm 1.5\%$ ($1.0 \text{ V} \leq V_{\text{OUT}} \leq 3.9 \text{ V}$)
 $\pm 15 \text{ mV}$ ($0.7 \text{ V} \leq V_{\text{OUT}} < 1.0 \text{ V}$)
- High side power MOS FET on-resistance: 360 m Ω
- Low side power MOS FET on-resistance: 250 m Ω
- Soft-start function: 1 ms typ.
- Under voltage lockout function (UVLO): 1.8 V typ. (detection voltage)
- Thermal shutdown function: 135°C typ. (detection temperature)
- Overcurrent protection function: 300 mA (at L = 2.2 μ H)
- Automatic recovery type short-circuit protection function: Hiccup control
- Discharge shunt function: Unavailable (S-85M0A Series B type)
Available (S-85M0A Series C type)
- Input and output capacitors: Ceramic capacitor compatible
- Operation temperature range: Ta = -40°C to +85°C
- Lead-free, halogen-free

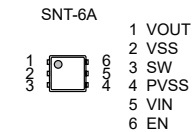


S-85V1A Series

5.5 V INPUT, 200 mA SYNCHRONOUS STEP-DOWN SWITCHING REGULATOR WITH 10 μ A QUIESCENT CURRENT

Features

- Current consumption: 10 μ A quiescent current
- Efficiency: 93%
- Fast transient response: COT control
- Input voltage: 2.2 V to 5.5 V
- Output voltage: 0.7 V to 2.5 V, in 0.05 V step
2.6 V to 3.9 V, in 0.1 V step
- Output voltage accuracy: $\pm 1.5\%$ ($1.0 \text{ V} \leq V_{\text{OUT}} \leq 3.9 \text{ V}$)
 $\pm 15 \text{ mV}$ ($0.7 \text{ V} \leq V_{\text{OUT}} < 1.0 \text{ V}$)
1.0 MHz (at PWM operation)
- Switching frequency: 1.0 MHz (at PWM operation)
- High side power MOS FET on-resistance: 450 m Ω
- Low side power MOS FET on-resistance: 350 m Ω
- Soft-start function: 1 ms typ.
- Under voltage lockout function (UVLO): 1.8 V typ. (detection voltage)
- Thermal shutdown function: 135°C typ. (detection temperature)
- Overcurrent protection function: 450 mA (at L = 2.2 μ H)
- Automatic recovery type short-circuit protection function: Hiccup control
- Input and output capacitors: Ceramic capacitor compatible
- Operation temperature range: Ta = -40°C to +85°C
- Lead-free (Sn 100%), halogen-free



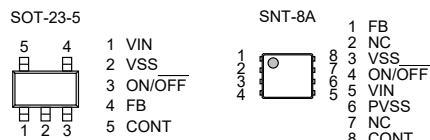
S-8550 Series

STEP-DOWN, BUILT-IN FET, SYNCHRONOUS RECTIFICATION, PWM CONTROL SWITCHING REGULATORS

Features

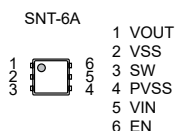
- Oscillation frequency: 1.2 MHz
- Input voltage range: 2.0 V to 5.5 V
- Output voltage range: Arbitrarily settable by external output voltage setting resistor
- Output current: 600 mA
- Reference voltage: 0.6 V $\pm 2.0\%$
- Efficiency: 92%
- Soft-start function: 1 ms typ.
- Shutdown function: Shutdown current consumption : 1.0 μ A max.
- Built-in current limit circuit
- Pch power MOS FET on-resistance: 0.4 Ω typ.
- Nch power MOS FET on-resistance: 0.3 Ω typ.
- Constant continuous mode operation (no light load mode)
- Lead-free, Sn 100%, halogen-free*1

*1. Refer to "■ Product Name Structure" for details.



S-85S1A Series**5.5 V INPUT, 200 mA SYNCHRONOUS STEP-DOWN SWITCHING REGULATOR WITH 260 nA QUIESCENT CURRENT****Features**

- Ultra low current consumption: 260 nA quiescent current
- Efficiency (when under 100 μ A load): 90.5%
- Fast transient response: COT control
- Input voltage: 2.2 V to 5.5 V
- Output voltage: 0.7 V to 2.5 V, in 0.05 V step
2.6 V to 3.9 V, in 0.1 V step
- Output voltage accuracy: $\pm 1.5\%$ ($1.0 \text{ V} \leq V_{\text{OUT}} \leq 3.9 \text{ V}$)
 $\pm 15 \text{ mV}$ ($0.7 \text{ V} \leq V_{\text{OUT}} < 1.0 \text{ V}$)
- Switching frequency: 1.0 MHz (at PWM operation)
- High side power MOS FET on-resistance: 420 m Ω
- Low side power MOS FET on-resistance: 320 m Ω
- Soft-start function: 1 ms typ.
- Under voltage lockout function (UVLO): 1.8 V typ. (detection voltage)
- Thermal shutdown function: 135°C typ. (detection temperature)
- Overcurrent protection function: 450 mA (at L = 2.2 μ H)
- Automatic recovery type short-circuit protection function: Hiccup control
- Input and output capacitors: Ceramic capacitor compatible
- Operation temperature range: Ta = -40°C to +85°C
- Lead-free (Sn 100%), halogen-free

**S-85S1P Series****SUPPLY VOLTAGE DIVIDED OUTPUT, 5.5 V INPUT, 200 mA SYNCHRONOUS STEP-DOWN SWITCHING REGULATOR WITH 260 nA QUIESCENT CURRENT****Features**

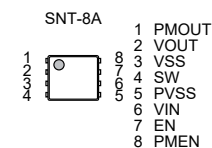
- DC-DC converter block**
- Ultra low current consumption: 260 nA quiescent current
 - Efficiency (when under 100 μ A load): 90.5%
 - Fast transient response: COT control
 - Input voltage: 2.2 V to 5.5 V
 - Output voltage: 0.7 V to 2.5 V, in 0.05 V step
2.6 V to 3.9 V, in 0.1 V step
 - Output voltage accuracy: $\pm 1.5\%$ ($1.0 \text{ V} \leq V_{\text{OUT}} \leq 3.9 \text{ V}$)
 $\pm 15 \text{ mV}$ ($0.7 \text{ V} \leq V_{\text{OUT}} < 1.0 \text{ V}$)
 - Switching frequency: 1.0 MHz (at PWM operation)
 - High side power MOS FET on-resistance: 420 m Ω
 - Low side power MOS FET on-resistance: 320 m Ω
 - Soft-start function: 1 ms typ.
 - Under voltage lockout function (UVLO): 1.8 V typ. (detection voltage)
 - Thermal shutdown function: 135°C typ. (detection temperature)
 - Overcurrent protection function: 450 mA (at L = 2.2 μ H)
 - Automatic recovery type short-circuit protection function: Hiccup control
 - Input and output capacitors: Ceramic capacitor compatible

Supply voltage divider block

- Low current consumption: 280 nA typ.
- Input voltage: 1.5 V to 5.5 V
- Output voltage: $V_{\text{IN}}/2$ (S-85S1PCxx)
 $V_{\text{IN}}/3$ (S-85S1PDxx)

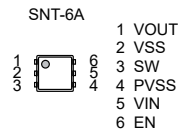
Overall

- Operation temperature range: Ta = -40°C to +85°C
- Lead-free (Sn 100%), halogen-free



S-85S0A Series**5.5 V INPUT, 50 mA SYNCHRONOUS STEP-DOWN
SWITCHING REGULATOR WITH 260 nA QUIESCENT CURRENT****● Features**

- Ultra low current consumption: 260 nA quiescent current
- Efficiency (when under 100 μ A load): 90.5%
- Fast transient response: COT control
- Input voltage: 2.2 V to 5.5 V
- Output voltage: 0.7 V to 2.5 V, in 0.05 V step
2.6 V to 3.9 V, in 0.1 V step
- Output voltage accuracy: $\pm 1.5\%$ ($1.0 \text{ V} \leq V_{\text{OUT}} \leq 3.9 \text{ V}$)
 $\pm 15 \text{ mV}$ ($0.7 \text{ V} \leq V_{\text{OUT}} < 1.0 \text{ V}$)
- High side power MOS FET on-resistance: 420 m Ω
- Low side power MOS FET on-resistance: 320 m Ω
- Soft-start function: 1 ms typ.
- Under voltage lockout function (UVLO): 1.8 V typ. (detection voltage)
- Thermal shutdown function: 135°C typ. (detection temperature)
- Overcurrent protection function: 300 mA (at L = 2.2 μ H)
- Automatic recovery type short-circuit protection function: Hiccup control
- Input and output capacitors: Ceramic capacitor compatible
- Operation temperature range: Ta = -40°C to +85°C
- Lead-free (Sn 100%), halogen-free

**S-85S0P Series****SUPPLY VOLTAGE DIVIDED OUTPUT,
5.5 V INPUT, 50 mA SYNCHRONOUS STEP-DOWN
SWITCHING REGULATOR WITH 260 nA QUIESCENT CURRENT****● Features**

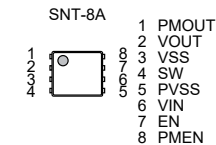
- DC-DC converter block**
- Ultra low current consumption: 260 nA quiescent current
 - Efficiency (when under 100 μ A load): 90.5%
 - Fast transient response: COT control
 - Input voltage: 2.2 V to 5.5 V
 - Output voltage: 0.7 V to 2.5 V, in 0.05 V step
2.6 V to 3.9 V, in 0.1 V step
 - Output voltage accuracy: $\pm 1.5\%$ ($1.0 \text{ V} \leq V_{\text{OUT}} \leq 3.9 \text{ V}$)
 $\pm 15 \text{ mV}$ ($0.7 \text{ V} \leq V_{\text{OUT}} < 1.0 \text{ V}$)
 - High side power MOS FET on-resistance: 420 m Ω
 - Low side power MOS FET on-resistance: 320 m Ω
 - Soft-start function: 1 ms typ.
 - Under voltage lockout function (UVLO): 1.8 V typ. (detection voltage)
 - Thermal shutdown function: 135°C typ. (detection temperature)
 - Overcurrent protection function: 300 mA (at L = 2.2 μ H)
 - Automatic recovery type short-circuit protection function: Hiccup control
 - Input and output capacitors: Ceramic capacitor compatible

Supply voltage divider block

- Low current consumption: 280 nA typ.
- Input voltage: 1.5 V to 5.5 V
- Output voltage: $V_{\text{IN}}/2$ (S-85S0PCxx)
 $V_{\text{IN}}/3$ (S-85S0PDxx)

Overall

- Operation temperature range: Ta = -40°C to +85°C
- Lead-free (Sn 100%), halogen-free



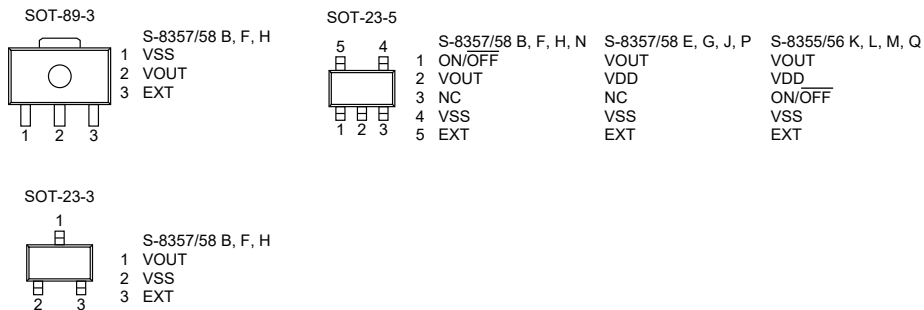
S-8355/56/57/58 Series

STEP-UP, SUPER-SMALL PACKAGE, 600 kHz, PWM CONTROL or PWM/PFM SWITCHABLE SWITCHING REGULATOR CONTROLLER

● Features

- Low voltage operation : Startup at 0.9 V min. ($I_{OUT} = 1$ mA) guaranteed
- Low current consumption : During operation 25.9 μ A (3.3 V, 100 kHz, typ.)
During shutdown 0.5 μ A (max.)
- Duty ratio : Built-in PWM/PFM switching control circuit (S-8356/58 Series)
15 to 83% (100 kHz models)
15 to 78% (250 kHz, 300 kHz, and 600 kHz models)
- External parts : Coil, diode, capacitor, and transistor
- Output voltage : Selectable in 0.1 V steps between 1.5 and 6.5 V (for V_{DD} / V_{OUT} separate types)
Selectable in 0.1 V steps between 2.0 and 6.5 V (for other than V_{DD} / V_{OUT} separate types)
- Output voltage accuracy : $\pm 2.4\%$
- Oscillation frequency : 100 kHz, 250 kHz, 300 kHz, 600 kHz selectable
- Soft start function : 6 ms (100 kHz, typ.)
- Shutdown function
- Lead-free, Sn 100%, halogen-free^{*1}

*1. Refer to "■ Product Name Structure" for details.



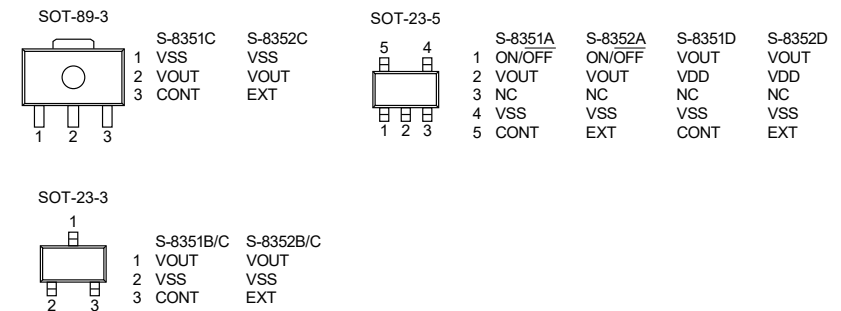
S-8351/8352 Series

STEP-UP, BUILT-IN / EXTERNAL FET PFM CONTROL SWITCHING REGULATOR / SWITCHING REGULATOR CONTROLLER

● Features

- Low voltage operation : Startup at 0.9 V min. ($I_{OUT} = 1$ mA) guaranteed
- Low current consumption : During operation 23.2 μ A ($V_{OUT} = 3.3$ V, typ.)
During shutdown 0.5 μ A (max.)
- Duty ratio : 50 % / 75 % built-in auto-switching-type PFM control circuit (A, B, and D type)
75 % built-in fixed-type PFM control circuit (C type)
- External parts : Coil, capacitor, and diode
- Output voltage : Selectable in 0.1 V steps between 2.0 V to 6.5 V (A, B, and C type)
Selectable in 0.1 V steps between 1.5 V to 6.5 V (D type)
- Output voltage accuracy : $\pm 2.4\%$
- Shutdown function (A type)
- V_{DD} / V_{OUT} separate type (D type)
- External transistor type available (S-8352 Series)
- Lead-free, Sn 100%, halogen-free^{*1}

*1. Refer to "■ Product Name Structure" for details.



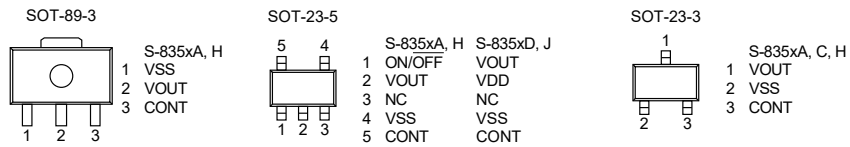
S-8353/8354 Series

STEP-UP, PWM CONTROL or PWM / PFM SWITCHABLE BUILT-IN TRANSISTOR SWITCHING REGULATOR

● Features

- Low voltage operation: Startup at 0.9 V min. ($I_{OUT} = 1$ mA) guaranteed
- Low current consumption : During operation 18.7 μ A (3.3 V, 50 kHz, typ.)
During shutdown: 0.5 μ A (max.)
- Duty ratio : Built-in PWM / PFM switching control circuit (S-8354 Series)
15 % to 83 % (30 kHz and 50 kHz models)
15 % to 78 % (250 kHz models)
- External parts : Coil, capacitor, and diode
- Output voltage : Selectable in 0.1 V steps between 1.5 V and 6.5 V (for V_{DD} / V_{OUT} separate types)
Selectable in 0.1 V steps between 2.0 V and 6.5 V (for other than V_{DD} / V_{OUT} separate types)
- Output voltage accuracy : $\pm 2.4\%$
- Oscillation frequency : 30 kHz, 50 kHz, and 250 kHz selectable
- Soft start function : 6 ms (50 kHz, typ.)
- Lead-free, Sn 100%, halogen-free^{*1}

*1. Refer to "■ Product Name Structure" for details.



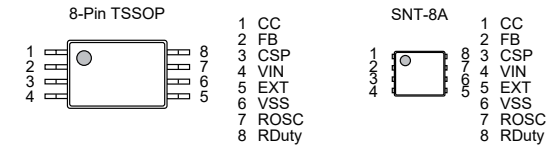
S-8333 Series

STEP-UP, FOR LCD BIAS SUPPLY, 1-CHANNEL, PWM CONTROL SWITCHING REGULATOR CONTROLLER

● Features

- Low voltage operation: 1.8 V to 6.0 V
- Oscillation frequency: 280 kHz to 1.08 MHz (selectable by external resistor)
- Maximum duty: Settable up to 88.5% by external resistor
47 to 88.5% (oscillation frequency; 500 kHz or more)
47 to 80% (oscillation frequency; less than 500 kHz)
- Reference voltage: 1.0 V $\pm 1.5\%$
- Range of operation temperature: -40 to $+85^\circ\text{C}$
- UVLO (under-voltage lockout) function: Detection voltage can be selected from between 1.5 V and 2.3 V in 0.1 V step.
Hysteresis width can be selected from between 0.1 V and 0.3 V in 0.1 V step.
- Timer latch short-circuit protection circuit: Delay time can be set using an external capacitor.
- Soft-start function: Soft-start time can be selected in three steps, 10 ms, 15 ms, and 20 ms.
Both reference voltage control and maximum duty control methods are applied
- Phase compensation external setting: Control is possible via the resistor connected between the CC and GND pins and capacitor
- Lead-free, Sn 100%, halogen-free^{*1}

*1. Refer to "■ Product Name Structure" for details.



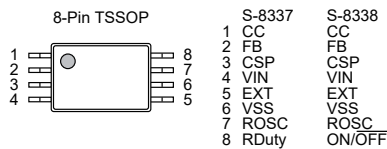
S-8337/8338 Series

STEP-UP, 1.2 MHz HIGH-FREQUENCY, PWM CONTROL SWITCHING REGULATOR CONTROLLER

Features

- Low voltage operation: 1.8 V to 6.0 V
- Oscillation frequency: 286 kHz to 1.133 MHz (selectable by external resistor)
- Maximum duty: 47 to 88.5% (selectable by external resistor) (S-8337 Series)
Fixed to 88% typ. (S-8338 Series)
- Reference voltage: 1.0 V \pm 1.5%
- UVLO (under-voltage lockout) function: Detection voltage can be selected from between 1.5 V and 2.3 V in 0.1 V steps.
Hysteresis width can be selected from between 0.1 V and 0.3 V in 0.1 V steps.
- Timer latch short-circuit protection circuit: Delay time can be set using an external capacitor.
- Soft-start function: Soft-start time can be selected in three steps, 10 ms, 15 ms, and 20 ms.
- Phase compensation external setting: Adjustable by connecting resistor and capacitor in series to GND.
- Shutdown function: S-8338 Series, shutdown current consumption: 1.0 μ A max.
- Lead-free, Sn 100%, halogen-free*1

*1. Refer to "■ Product Name Structure" for details.



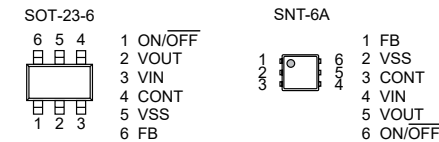
S-8363 Series

STEP-UP, SUPER-SMALL PACKAGE, 1.2 MHz PWM / PFM SWITCHABLE SWITCHING REGULATOR

Features

- Low operation voltage: Start-up from 0.9 V ($I_{OUT} = 1$ mA) guaranteed
- Oscillation frequency: 1.2 MHz
- Input voltage range: 0.9 V to 4.5 V
- Output current: 300 mA ($V_{IN} = 1.8$ V, $V_{OUT} = 3.3$ V)
- Reference voltage: 0.6 V \pm 2.5%
- Efficiency: 85%
- Soft start function: 1.2 ms typ.
- Low current consumption: During switching-off, 95 μ A typ.
- Duty ratio: PWM / PFM switching control
max.88%
- Power-off function: Current consumption during power-off 3.0 μ A max.
- Current limit circuit: limits the peak value of inductor current
- Nch power MOS FET ON resistance: 0.25 Ω typ.
- Start-up function: Operation with fixed duty pulse under the V_{OUT} voltage of 1.4 V or less
- Lead-free, Sn 100%, halogen-free*1

*1. Refer to "■ Product Name Structure" for details.



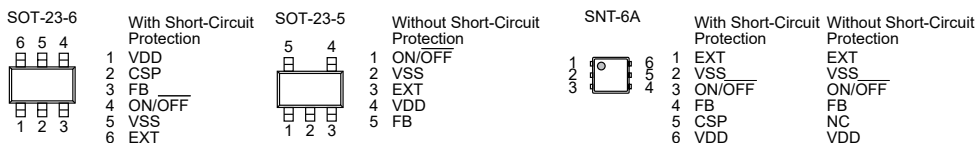
S-8365/8366 Series

STEP-UP, SUPER-SMALL PACKAGE, 1.2 MHz PWM CONTROL or PWM/PFM SWITCHABLE SWITCHING REGULATOR CONTROLLER

Features

- Low operation voltage: Start at 1.1 V (1 mA) guaranteed (in the product without UVLO function)
- Input voltage range: 1.8 V to 5.5 V
- Oscillation frequency: 1.2 MHz, 600 kHz
- Reference voltage: 0.6 V \pm 2.0%
- Soft start function: 7 ms typ.
- Low current consumption: 70 μ A typ. at switching off
- Duty ratio: Built-in PWM / PFM switching control circuit (S-8366 Series)
28% to 85% (1.2 MHz product)
28% to 90% (600 kHz product)
- Shutdown function: Current consumption 1.0 μ A max. at shutdown
- External parts: Inductor, diode, capacitor, transistor
- Timer latch short-circuit protection circuit: Selectable with / without short-circuit protection circuit for each product
Settable delay time by external capacitor
(in the product with short-circuit protection)
- UVLO (under-voltage lockout) function: Selectable with / without UVLO for each product
- Lead-free, Sn 100%, halogen-free*1

*1. Refer to "■ Product Name Structure" for details.



S-8821 Series

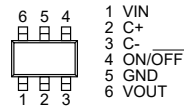
VOLTAGE REGULATION
BOOST CHARGE PUMP DC-DC CONVERTER

● Features

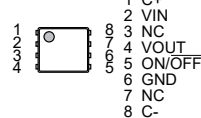
- PFM control CMOS boost charge pump
- Power supply voltage: 1.6 to 5.0 V
- Output voltage: 2.5 to 5.5 V, selectable in 0.1 V steps.
- Output voltage accuracy: $\pm 2\%$ max.
- Built-in soft start circuit: 1.0 ms typ.
- Output current: 25 mA ($V_{IN} = (V_{OUT(S)} \times 0.80)$ V)
- Oscillation frequency: 1.0 MHz typ.
- ON/OFF function: During standby: 1 μ A max.
- Lead-free, Sn 100%, halogen-free*1

*1. Refer to "■ Product Name Structure" for details.

SOT-23-6W



SNT-8A



S-8424A Series

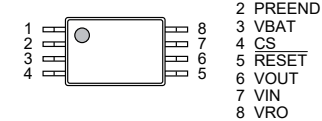
BATTERY BACKUP SWITCHING IC

● Features

- Low power consumption
 - Normal operation: 15 μ A Max. ($V_{IN} = 6$ V)
 - Backup: 2.1 μ A Max.
- Voltage regulator
 - Output voltage tolerance : $\pm 2\%$
 - Output voltage: Independently selectable in 0.1 V steps in the range of 2.3 V to 5.4 V
- Three built-in voltage detectors (CS, PREEND, RESET)
 - Detection voltage precision: $\pm 2\%$
 - Detection voltage: Selectable in 0.1 V steps in the range of 2.4 V to 5.3 V (CS voltage detector)
 - Selectable in 0.1 V steps in the range of 1.7 V to 3.4 V (PREEND, RESET voltage detector)
- Switching circuit for primary power supply and backup power supply configurable on one chip
- Efficient use of backup power supply possible
- Special sequence
 - Backup voltage is not output when the primary power supply voltage does not reach the initial voltage at which the switch unit operates.
- Lead-free, Sn 100%, halogen-free*1

*1. Refer to "■ Product Name Structure" for details.

8-Pin TSSOP

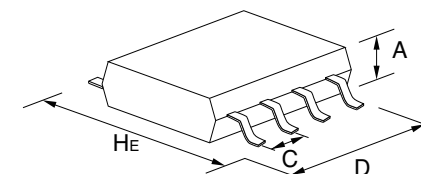


Package List

Package Type	Pin Count	Package Name	Package Size (mm)			Pitch (mm)
			H _E	D	A (max.)	C
Lead insertion type	3	TO-92	7.0	5.2	4.2	2.5/1.27
	3	TO-92S	4.95	4.1	1.62	2.5/1.27
Flat-lead type	3	SOT-89-3	4.0	4.5	1.6	1.5
	5	SOT-89-5	4.5	4.5	1.6	1.5
Gull-wing type	4	SC-82AB	2.1	2.0	1.1	1.3
	5	SC-88A	2.1	2.0	1.1	0.65
	3	SOT-23-3	2.8	2.9	1.3	1.9
	3	SOT-23-3S	2.8	2.9	1.2	1.9
	3	TSOT-23-3S	2.85	2.9	0.8	1.9
	5	SOT-23-5	2.8	2.9	1.3	0.95
	6	SOT-23-6	2.8	2.9	1.35	0.95
	6	SOT-23-6W	2.8	2.9	1.3	0.95
	8	8-Pin SOP (JEDEC)	6.0	5.02	1.75	1.27
	8	8-Pin TSSOP	6.4	3.0	1.1	0.65
	8	8-Pin TSSOP	6.4	3.0	1.1	0.65
	16	16-Pin TSSOP	6.4	5.1	1.1	0.65
	20	20-Pin TSSOP	6.4	6.5	1.2	0.65
	24	24-Pin SSOP	7.6	7.9	1.4	0.65
	8	TMSOP-8	4.0	2.9	0.8	0.65
	8	HTMSOP-8	4.0	2.9	0.8	0.65
	16	HTSSOP-16	6.4	5.12	1.1	0.65
	6	HSOP-6	6.0	5.02	1.75	1.91
	8	HSOP-8A	6.0	5.02	1.68	1.27
	8	HSOP-8A	6.0	5.02	1.65	1.27
	8	HSOP-8Q	6.0	5.02	1.68	1.27
	5	TO-252-5S(A)	6.5	6.5	1.4	1.27
	9	TO-252-9S	6.5	6.5	1.4	0.65

Package Type	Pin Count	Package Name	Package Size (mm)			Pitch (mm)
			H _E	D	A (max.)	C
Non-lead type	6	6-Pin HSON(A)	3.0	2.9	0.9	0.95
	6	SON-6C	2.55	1.56	0.65	0.5
	4	SNT-4A	1.6	1.2	0.5	0.65
	6	SNT-6A SNT-6A(H)	1.8	1.57	0.5	0.5
	8	SNT-8A	2.46	1.97	0.5	0.5
	4	HSNT-4(0808)	0.8	0.8	0.4	0.4
	4	HSNT-4(0808)B	0.8	0.8	0.41	0.4
	4	HSNT-4(1010)	1.0	1.0	0.4	0.65
	4	HSNT-4(1010)B	1.0	1.0	0.41	0.65
	6	HSNT-6(1212)	1.2	1.2	0.4	0.4
	6	HSNT-6A	2.46	1.96	0.5	0.5
	6	HSNT-6(2025)	2.46	1.96	0.5	0.5
	8	HSNT-8(1616)	1.6	1.6	0.4	0.4
	8	HSNT-8(2030)	3.0	2.0	0.5	0.5
	6	DFN-6(1414)A	1.4	1.4	0.6	0.5
	6	DFN-6(1518)A	1.8	1.5	0.33	0.5
	8	DFN-8(1616)A	1.6	1.6	0.6	0.4
	8	DFN-8(2030)	3.0	2.0	0.5	0.5
	8	DFN-8(2030)A	3.0	2.0	0.6	0.5
	8	DFN-8(2030)B	3.0	2.0	0.8	0.5

Remark Please contact our sales representatives regarding WLP package products.



- The information herein is subject to change without notice.
- Neither reproduction, duplication nor unauthorized use of this catalog in whole or part is allowed without the prior written approval of ABLIC Inc.
- The colors of the products reproduced herein (“Products”) may be different from the actual colors. Check colors on actual products before using the Products.
- Circuits and respective application methods described herein are for reference only. ABLIC Inc. shall not be liable for any damages or losses resulting from any claim by third parties that any Products or application methods described herein infringe any right intellectual property right. All intellectual property rights with respect to the Products belong exclusively to ABLIC Inc. ABLIC Inc. does not grant users of the Products any right or license to the Products hereunder.
- When Products include Strategic Products (or Services) stipulated in the Foreign Exchange and Trade Control Law, they shall not be exported without permission of governmental authorities.
- The Products cannot be used as part of any device or equipment which influences the human body or requires a significantly high reliability, such as physical exercise equipment, medical equipment, disaster prevention equipment, gas related equipment, vehicles, in-vehicle equipment, aviation equipment, aerospace equipment, and nuclear-related equipment.
- The products described herein are not designed to be radiation-proof.
- Although ABLIC Inc. exerts the greatest possible effort to ensure high quality and reliability, the failure or malfunction of semiconductor products may occur. The user of these products should therefore give thorough consideration to safety design, including redundancy, fire-prevention measures, and malfunction prevention, to prevent any accidents, fires, or community damage that may ensue.



Smaller footprint. Energy efficiency. Safe, reliable, dependable.

ABLIC world class watch manufacturing yielded ultra low current consumption, low voltage operation, and super-small package technology for ABLIC's solutions.

Fine craftsmanship delivering the highest quality and reliability semiconductor products meeting and exceeding industry standards for automotive, consumer, and other demanding applications. ABLIC's solutions - moving technology forward.



ABLIC Inc.

www.ablic.com


Contact us

www.ablic.com/en/semicon/sales



Released in March 2022

ABLIC Inc. is a group company of MinebeaMitsumi Inc.



(Specifications are subject to change without notice.)