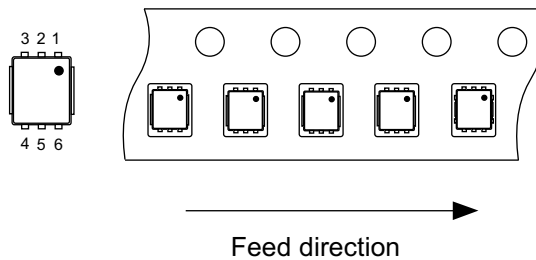
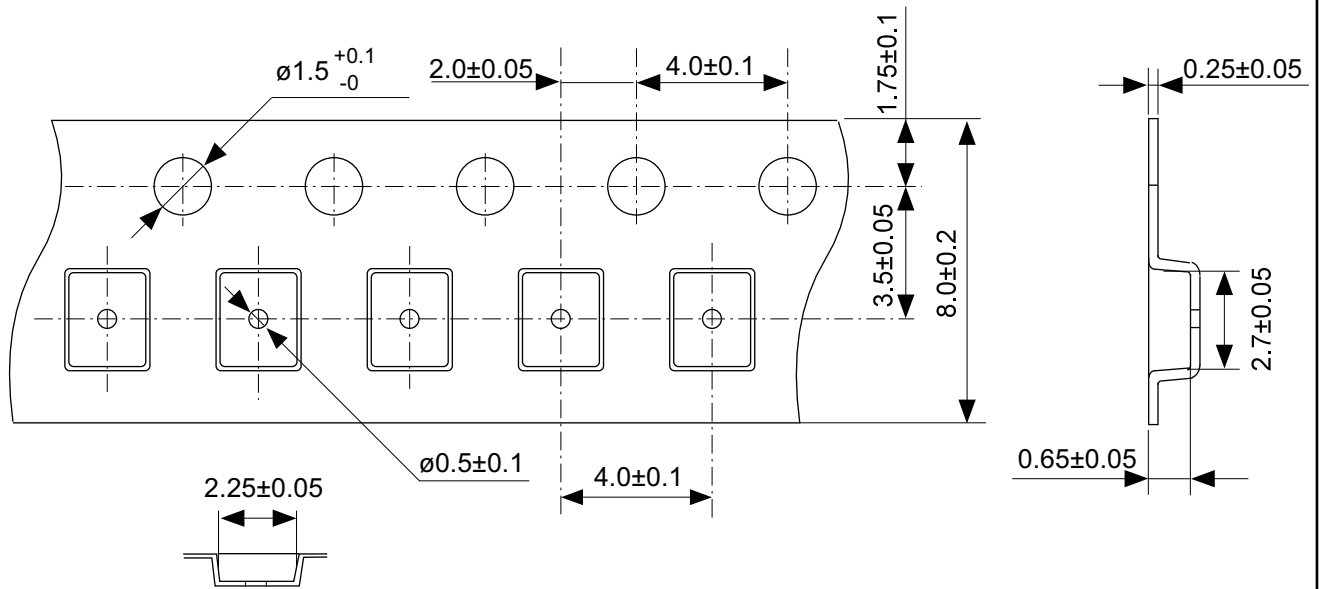


※ The heat sink of back side has different electric potential depending on the product. Confirm specifications of each product. Do not use it as the function of electrode.

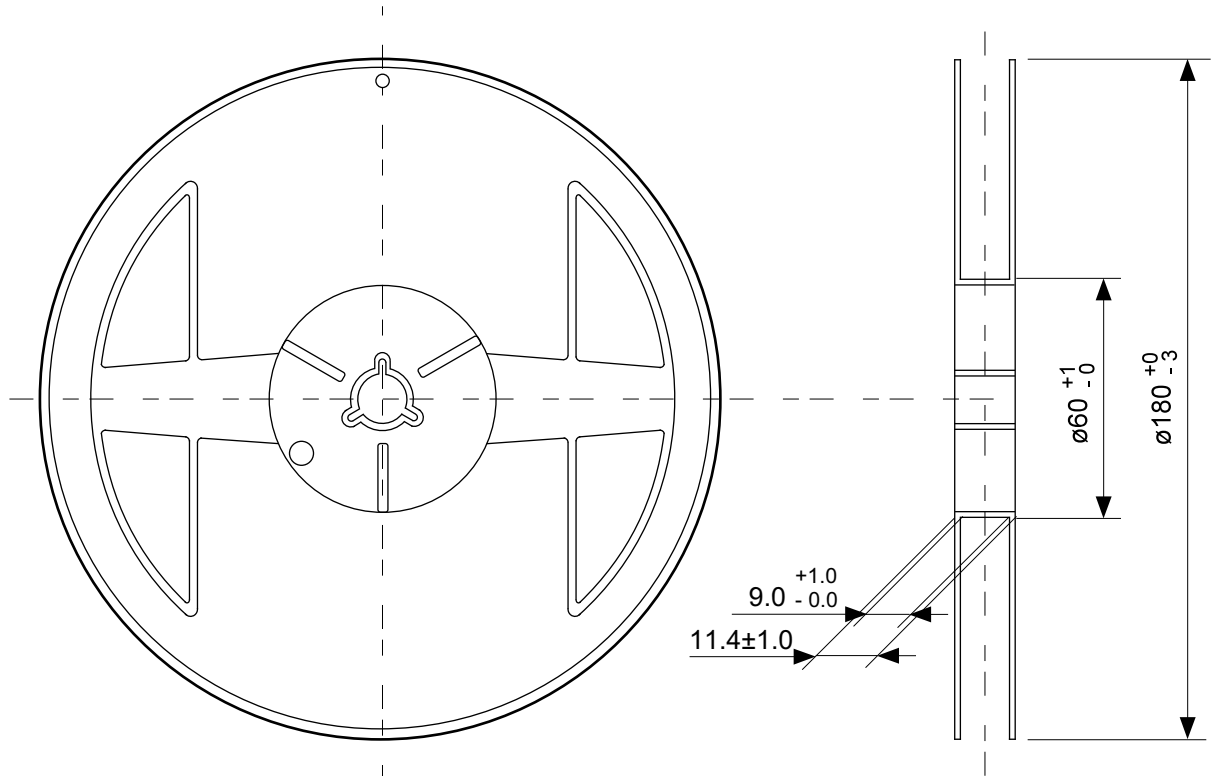
No. PJ006-A-P-SD-3.1

TITLE	HSNT-6A-A-PKG Dimensions
No.	PJ006-A-P-SD-3.1
ANGLE	
UNIT	mm
ABLIC Inc.	

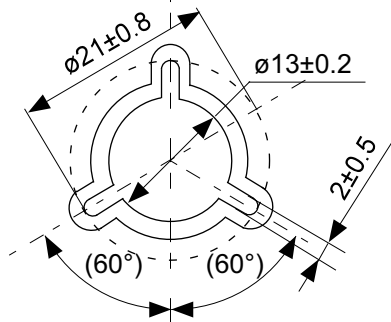


No. PJ006-A-C-SD-2.0

TITLE	HSNT-6A-A-Carrier Tape
No.	PJ006-A-C-SD-2.0
ANGLE	
UNIT	mm
ABLIC Inc.	

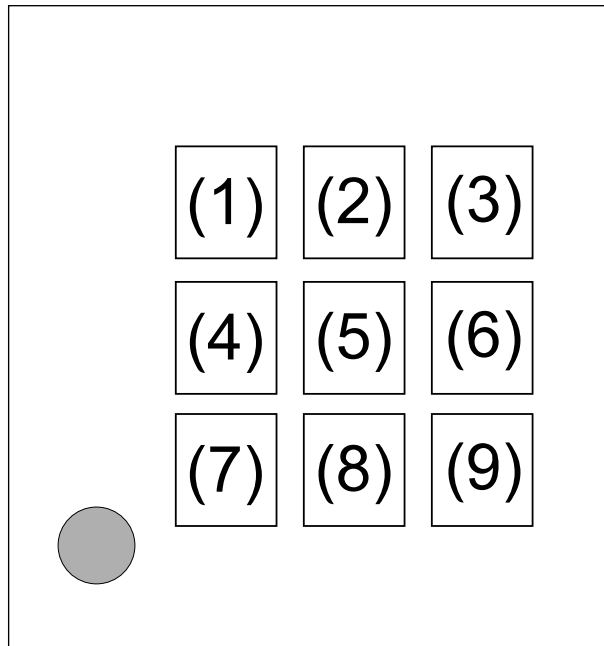


Enlarged drawing in the central part



No. PJ006-A-R-SD-2.0

TITLE	HSNT-6A-A-Reel		
No.	PJ006-A-R-SD-2.0		
ANGLE		QTY.	5,000
UNIT	mm		
ABLIC Inc.			



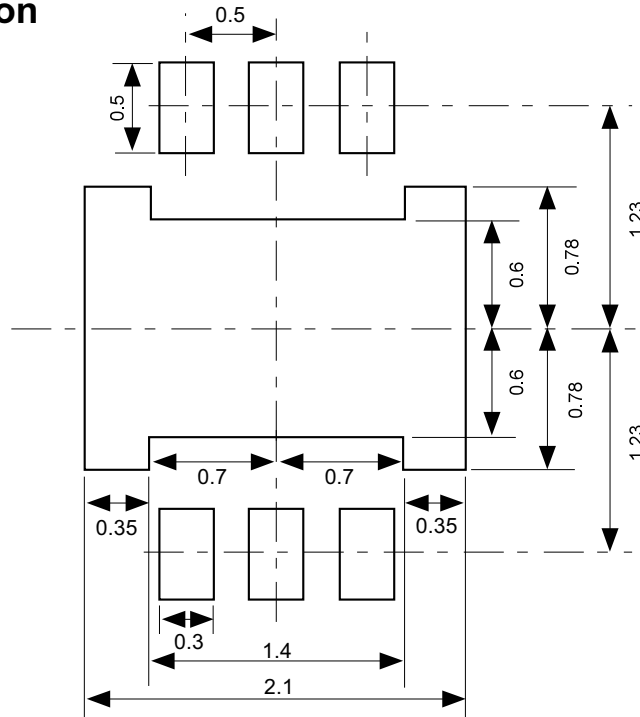
△
PKG PIN#1

- (1) to (4) : Product code
- (5) : Year of assembly
- (6) : Month of assembly
- (7) to (9) : Lot No.

No. PJ006-A-M-SD-1.0

TITLE	HSNT-6A-A-Markings
No.	PJ006-A-M-SD-1.0
ANGLE	
UNIT	
ABLIC Inc.	

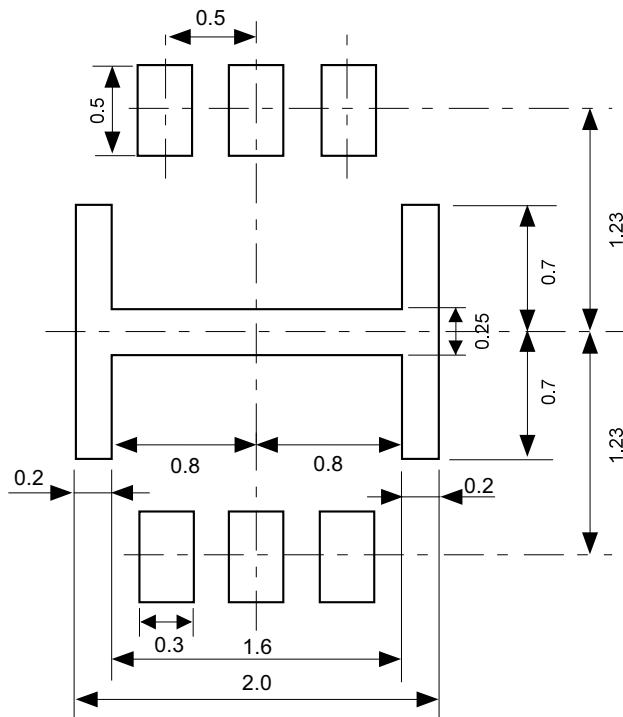
Land Recommendation



Caution It is recommended to solder the heat sink to a board in order to ensure the heat radiation.

注意 放熱性を確保する為に、PKGの裏面放熱板(ヒートシンク)を基板に半田付けする事を推奨いたします。

Stencil Opening



No. PJ006-A-LM-SD-1.1

TITLE	HSNT-6A-A -Land & Stencil Opening
No.	PJ006-A-LM-SD-1.1
ANGLE	
UNIT	mm
ABLIC Inc.	